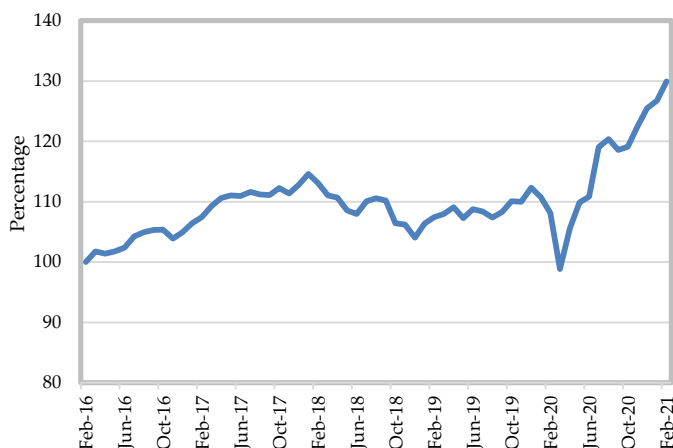


EUREKAHEDGE FUNDS TABLES

Eurekahedge Asia Pacific Islamic Fund Index



Eurekahedge Islamic Fund Gold Index



Top Monthly Returns for All Islamic Funds

Fund	Fund Manager	Performance Measure	Fund Domicile
1 BIMB i-Growth	BIMB UNIT Trust Management (BUTM)	9.83	Malaysia
2 BIMB Dana Al-Munsif	BIMB UNIT Trust Management (BUTM)	5.60	Malaysia
3 Principal Islamic Small Cap Opportunities	Principal Asset Management	5.45	Malaysia
4 NBAD Islamic MENA Growth	First Abu Dhabi Bank	4.82	UAE
5 Principal Islamic Equity Growth Syariah	Principal Asset Management	4.50	Indonesia
6 Principal Islamic Enhanced Opportunities	Principal Asset Management	4.03	Malaysia
7 Principal Islamic Lifetime Balanced Growth	Principal Asset Management	3.52	Malaysia
8 InterPac Dana Safi	Inter-Pacific Asset Management	3.48	Malaysia
9 Principal DALI Opportunities - Class MYR	Principal Asset Management	3.39	Malaysia
10 BIMB Dana Al-Falah	BIMB UNIT Trust Management (BUTM)	2.99	Malaysia
Eurekahedge Islamic Fund Index		1.34	

Based on 20.35% of funds which have reported February 2021 returns as at the 9th March 2021

Top Monthly Returns for Global Islamic Funds

Fund	Fund Manager	Performance Measure	Fund Domicile
1 Amana Growth Fund Investor	Saturna Capital	1.20	US
2 SC Global Sustainable Equities - Class S	SEDCO Capital	1.09	Luxembourg
3 WSF Global Equity - USD I	Cogent Asset Management	0.76	Guernsey
4 Emirates Islamic Global Balanced - Class A USD	Emirates NBD Asset Management	0.47	Jersey
5 Amana Income Fund Investor	Saturna Capital	0.43	US
6 SC Balanced - Class S	SEDCO Capital	0.28	Luxembourg
7 Emirates Global Sukuk Fund Limited USD Institutional Share Class (Acc)	Emirates NBD Asset Management	0.02	Jersey
8 Amana Participation Fund Institutional Shares	Saturna Capital	-0.22	US
9 SC Global Sukuk - Class S	SEDCO Capital	-0.34	Luxembourg
10 SC Global Real Estate Equities - Class S	SEDCO Capital	-1.44	Luxembourg
Eurekahedge Islamic Fund Index		-0.13	

Based on 34.38% of funds which have reported February 2021 returns as at the 9th March 2021

Top Annualized Returns for Islamic Gold Funds

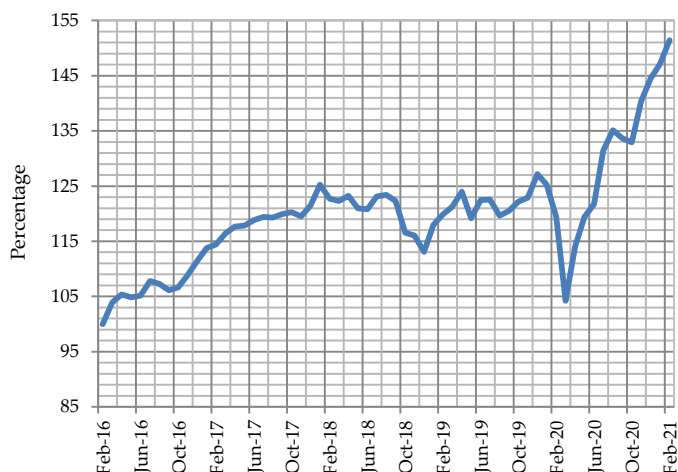
Fund	Fund Manager	Performance Measure	Fund Domicile
1 DWS Noor Precious Metal Securities - Class A	DWS Noor Islamic Funds	-2.35	Ireland
Eurekahedge Islamic Fund Index		8.04	

Based on 33.33% of funds which have reported February 2021 returns as at the 9th March 2021

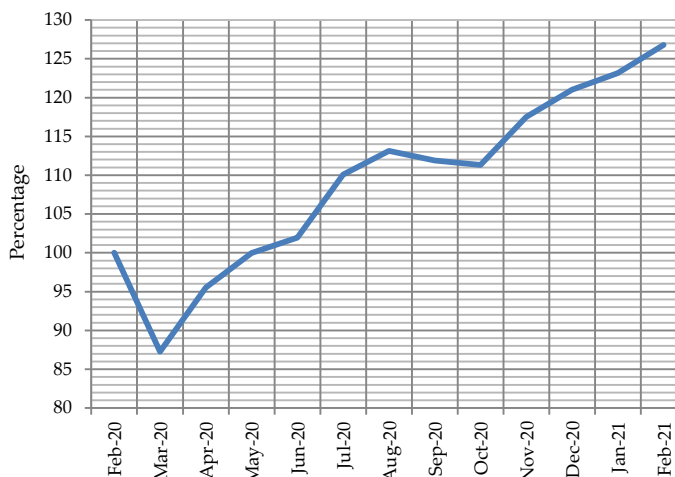
Comprehensive data from Eurekahedge will now feature the overall top 10 global and regional funds based on a specific duration (yield to date, annualized returns, monthly returns), Sharpe ratio as well as delve into specific asset classes in the global arena – equity, fixed income, money market, commodity, global investing (which would focus on funds investing with global mandate instead of a specific country or geographical region), fund of funds, real estate as well as the Sortino ratio. Each table covering the duration, region, asset class and ratio will be featured on a five-week rotational basis.

EUREKAHEDGE FUNDS TABLES

Eurekahedge Islamic Fund Equity Index over the last 5 years



Eurekahedge Islamic Fund Equity Index over the last 1 year



Top Islamic Equity Funds by 3 Months Returns

Fund	Fund Manager	Performance Measure	Fund Domicile
1 InterPac Dana Safi	Inter-Pacific Asset Management	28.76	Malaysia
2 BIMB i-Growth	BIMB UNIT Trust Management (BUTM)	24.31	Malaysia
3 Principal DALI Asia Pacific Equity Growth	Principal Asset Management	12.58	Malaysia
4 Iman Fund - Class B	Allied Asset Advisors	10.82	US
5 BIMB Dana Al-Falah	BIMB UNIT Trust Management (BUTM)	10.21	Malaysia
6 Principal Islamic Small Cap Opportunities	Principal Asset Management	9.33	Malaysia
7 NBAD Islamic MENA Growth	First Abu Dhabi Bank	7.50	UAE
8 Al Baraka	Hermes Fund Management	6.91	Egypt
9 Principal DALI Equity	Principal Asset Management	6.91	Malaysia
10 Amana Growth Fund Investor	Saturna Capital	6.42	US
Eurekahedge Islamic Fund Index		7.87	

Based on 18.63% of funds which have reported February 2021 returns as at the 9th March 2021

Top Yield-to-Date Returns for All Islamic Funds

Fund	Fund Manager	Performance Measure	Fund Domicile
1 InterPac Dana Safi	Inter-Pacific Asset Management	22.13	Malaysia
2 BIMB i-Growth	BIMB UNIT Trust Management (BUTM)	20.53	Malaysia
3 Principal Islamic Small Cap Opportunities	Principal Asset Management	8.74	Malaysia
4 Al Baraka	Hermes Fund Management	7.45	Egypt
5 BIMB Dana Al-Falah	BIMB UNIT Trust Management (BUTM)	7.05	Malaysia
6 Faisal Islamic Bank of Egypt Mutual	Hermes Fund Management	6.53	Egypt
7 NBAD Islamic MENA Growth	First Abu Dhabi Bank	5.89	UAE
8 BIMB Dana Al-Munsif	BIMB UNIT Trust Management (BUTM)	5.65	Malaysia
9 Principal DALI Asia Pacific Equity Growth	Principal Asset Management	5.52	Malaysia
10 SC Global Emerging Market Equities Passive - Class S	SEDCO Capital	5.23	Luxembourg
Eurekahedge Islamic Fund Index		2.39	

Based on 20.35% of funds which have reported February 2021 returns as at the 9th March 2021

Contact Eurekahedge

To list your fund or update your fund information, please email information@eurekahedge.com
To request for an Eurekahedge demo, please visit <https://www.eurekahedge.com/demo-ifn> Tel: +65 6212 0900

EUREKAHEDGE

Disclaimer

Copyright Eurekahedge 2020, All Rights Reserved. You, the user, may freely use the data for internal purposes and may reproduce the index data provided that reference to Eurekahedge is provided in your dissemination and/or reproduction. The information is provided on an "as is" basis and you assume and will bear all risk or associated costs in its use, and neither Islamic Finance news, Eurekahedge nor its affiliates provide any express or implied warranty or representations as to originality, accuracy, completeness, timeliness, non-infringement, merchantability and fitness for any purpose.