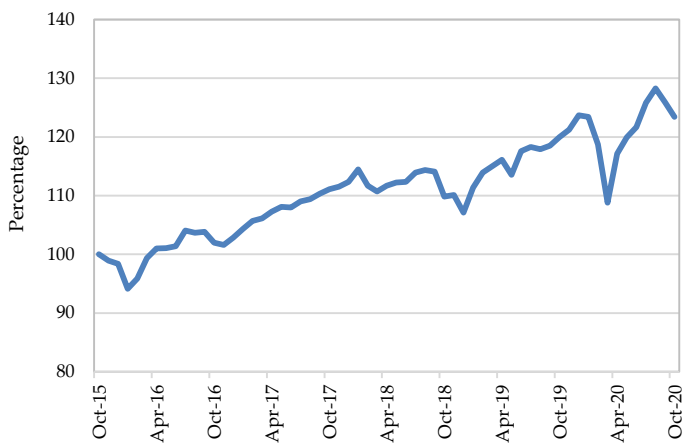
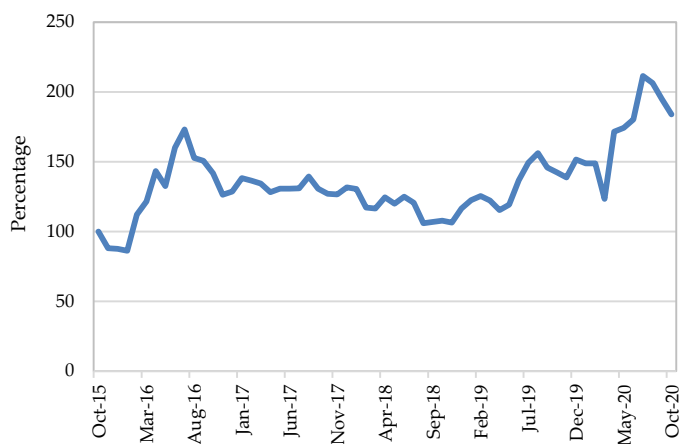


EUREKAHEDGE FUNDS TABLES

Eurekahedge Global Islamic Fund Index



Eurekahedge Islamic Fund Gold Index



Top Monthly Returns for Developed Market Islamic Funds

Fund	Fund Manager	Performance Measure	Fund Domicile
1 Emirates Global Sukuk Fund Limited USD Institutional Share Class (Acc)	Emirates NBD Asset Management	1.09	Jersey
2 HSBC Insurance Ethical Global Sukuk	HSBC Insurance Singapore	0.41	Singapore
3 Amana Participation Fund Institutional Shares	Saturna Capital	0.37	US
4 Rasmala Trade Finance	Rasmala Investment Bank	0.31	Cayman Islands
5 International Trade Finance - (Sunbullah USD)	Samba Financial Group	0.03	Saudi Arabia
6 International Trade Finance - (Sunbullah SAR)	Samba Financial Group	0.01	Saudi Arabia
7 QInvest Sukuk	QInvest	-0.20	Cayman Islands
8 Emirates Islamic Global Balanced - Class A USD	Emirates NBD Asset Management	-0.30	Jersey
9 QInvest GAM Sharia'a - Class A	GAM International Management	-0.98	Cayman Islands
10 Oasis Crescent Global Property Equity	Oasis Global Management (Ireland)	-1.60	Ireland
Eurekahedge Islamic Fund Index		-2.08	

Based on 72.22% of funds which have reported October 2020 returns as at the 30th November 2020

Top Monthly Returns for Emerging Market Islamic Funds

Fund	Fund Manager	Performance Measure	Fund Domicile
1 InterPac Dana Safi	Inter-Pacific Asset Management	7.64	Malaysia
2 Mandiri Investa Atraktif - Syariah (Mitra Syariah)	Mandiri Manajemen Investasi	6.47	Indonesia
3 Hang Seng Islamic China Index	Hang Seng Investment Management	6.45	Hong Kong
4 BIMB i-Growth	BIMB UNIT Trust Management (BUTM)	6.36	Malaysia
5 Public China Ittikal	Public Mutual	5.33	Malaysia
6 Public Islamic Asia Dividend	Public Mutual	4.55	Malaysia
7 Public Asia Ittikal	Public Mutual	4.26	Malaysia
8 PB Islamic Asia Equity	Public Mutual	4.23	Malaysia
9 Eastspring Investments Dinasti Equity	Eastspring Investments	4.19	Malaysia
10 Batavia Dana Saham Syariah	Batavia Prosperindo Aset Manajemen	4.14	Indonesia
Eurekahedge Islamic Fund Index		0.33	

Based on 67.53% of funds which have reported October 2020 returns as at the 30th November 2020

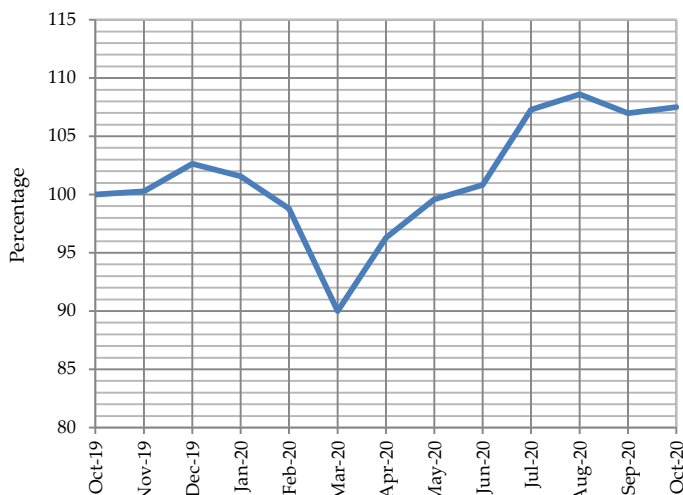
Comprehensive data from Eurekahedge will now feature the overall top 10 global and regional funds based on a specific duration (yield to date, annualized returns, monthly returns), Sharpe ratio as well as delve into specific asset classes in the global arena – equity, fixed income, money market, commodity, global investing (which would focus on funds investing with global mandate instead of a specific country or geographical region), fund of funds, real estate as well as the Sortino ratio. Each table covering the duration, region, asset class and ratio will be featured on a five-week rotational basis.

EUREKAHEDGE FUNDS TABLES

Eurekahedge Islamic Fund Balanced Index over the last 5 years



Eurekahedge Islamic Fund Balanced Index over the last 1 year



Top Annualized Returns for Islamic Gold Funds

Fund	Fund Manager	Performance Measure	Fund Domicile
1 DWS Noor Precious Metal Securities - Class A	DWS Noor Islamic Funds	-1.71	Ireland
Eurekahedge Islamic Fund Index		12.96	

Based on 50% of funds which have reported October 2020 returns as at the 30th November 2020

Top Funds of Islamic Funds by 3 Months Returns

Fund	Fund Manager	Performance Measure	Fund Domicile
1 Boubyan Multi Asset Holding	Boubyan Capital Investment	0.46	Kuwait
2 Oasis Crescent Balanced Progressive Fund of Funds	Oasis Crescent Management	-6.30	South Africa
Eurekahedge Islamic Fund Index		-2.92	

Based on 40% of funds which have reported October 2020 returns as at the 30th November 2020

Top Global Islamic Funds by 3 Months Returns

Fund	Fund Manager	Performance Measure	Fund Domicile
1 Emirates Global Sukuk Fund Limited USD Institutional Share Class (Acc)	Emirates NBD Asset Management	2.88	Jersey
2 QInvest GAM Sharia'a - Class A	GAM International Management	2.46	Cayman Islands
3 QInvest Sukuk	QInvest	1.83	Cayman Islands
4 Emirates Islamic Global Balanced - Class A USD	Emirates NBD Asset Management	1.35	Jersey
5 HSBC Insurance Ethical Global Sukuk	HSBC Insurance Singapore	1.29	Singapore
6 Amana Participation Fund Institutional Shares	Saturna Capital	1.03	US
7 Rasmala Trade Finance	Rasmala Investment Bank	0.84	Cayman Islands
8 Amana Income Fund Investor	Saturna Capital	0.11	US
9 International Trade Finance - (Sunbullah USD)	Samba Financial Group	0.10	Saudi Arabia
10 International Trade Finance - (Sunbullah SAR)	Samba Financial Group	0.06	Saudi Arabia
Eurekahedge Islamic Fund Index		-1.91	

Based on 71.88% of funds which have reported October 2020 returns as at the 30th November 2020

Contact Eurekahedge

To list your fund or update your fund information, please email information@eurekahedge.com
To request for an Eurekahedge demo, please visit <https://www.eurekahedge.com/demo-ifn> Tel: +65 6212 0900

EUREKAHEDGE

Disclaimer

Copyright Eurekahedge 2020, All Rights Reserved. You, the user, may freely use the data for internal purposes and may reproduce the index data provided that reference to Eurekahedge is provided in your dissemination and/or reproduction. The information is provided on an "as is" basis and you assume and will bear all risk or associated costs in its use, and neither Islamic Finance news, Eurekahedge nor its affiliates provide any express or implied warranty or representations as to originality, accuracy, completeness, timeliness, non-infringement, merchantability and fitness for any purpose.