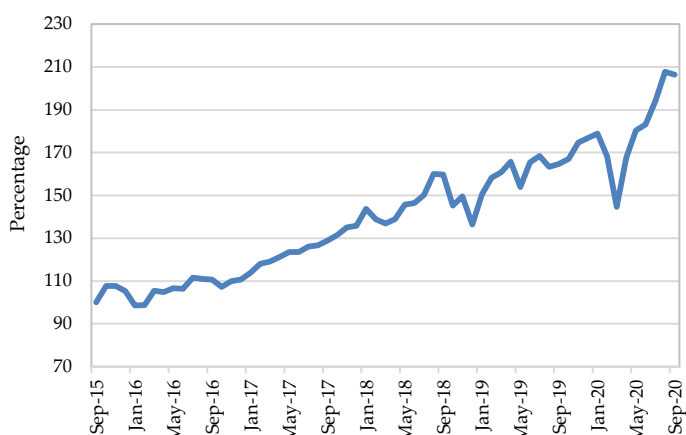
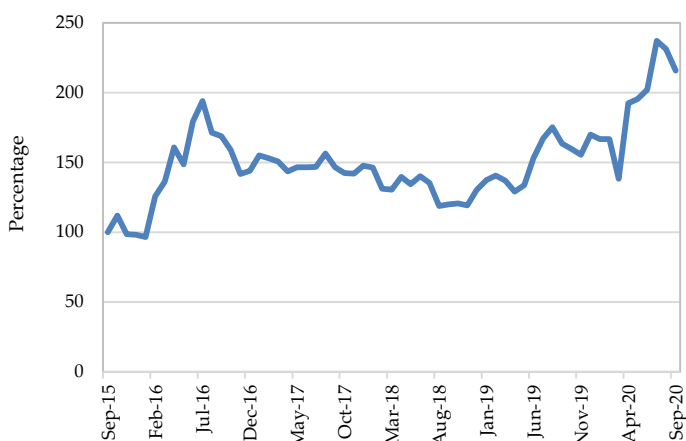


EUREKAHEDGE FUNDS TABLES

Eurekahedge North America Islamic Fund Index



Eurekahedge Islamic Fund Gold Index



Top Monthly Returns for Asia Pacific Islamic Funds

Fund	Fund Manager	Performance Measure	Fund Domicile
1 Insight I-Hajj Syariah	Insight Investments Management	0.61	Indonesia
2 Meezan Islamic Income	Al Meezan Investment Management	0.51	Pakistan
3 Atlas Islamic Income	Atlas Asset Management	0.46	Pakistan
4 Meezan Cash	Al Meezan Investment Management	0.45	Pakistan
5 Meezan Sovereign	Al Meezan Investment Management	0.42	Pakistan
6 Meezan Tahaffuz Pension - Debt Sub	Al Meezan Investment Management	0.42	Pakistan
7 Atlas Pension Islamic - Money Market Sub	Atlas Asset Management	0.39	Pakistan
8 Atlas Pension Islamic - Debt Sub	Atlas Asset Management	0.39	Pakistan
9 Meezan Tahaffuz Pension - Money Market Sub	Al Meezan Investment Management	0.38	Pakistan
10 Principal Islamic Lifetime Balanced Growth	Principal Asset Management	0.36	Malaysia
Eurekahedge Islamic Fund Index		-1.41	

Based on 43.08% of funds which have reported September 2020 returns as at the 19th October 2020

Top Monthly Returns for Middle East/Africa Islamic Funds

Fund	Fund Manager	Performance Measure	Fund Domicile
1 FALCOM Saudi Equity	FALCOM Financial Services	4.75	Saudi Arabia
2 NBAD Islamic MENA Growth	First Abu Dhabi Bank	3.55	UAE
3 Emirates MENA Opportunities - Class A USD	Emirates NBD Asset Management	2.96	Jersey
4 Al Hilal GCC Equity	Al Hilal Bank	1.64	UAE
5 Azimut Global Sukuk	Azimut Portfoly Asset Management	0.21	Luxembourg
6 FALCOM SAR Murabaha	FALCOM Financial Services	0.18	Saudi Arabia
7 Boubyan KD Money Market II	Boubyan Capital Investment	0.13	Kuwait
8 Emirates Islamic Money Market Fund Limited Institutional Share Class I USD	Emirates NBD Asset Management	0.09	Jersey
9 Boubyan USD Liquidity	Boubyan Capital Investment	0.09	Kuwait
10 Boubyan Multi Asset Holding	Boubyan Capital Investment	-0.88	Kuwait
Eurekahedge Islamic Fund Index		-1.26	

Based on 29.73% of funds which have reported September 2020 returns as at the 19th October 2020

Top Annualized Returns for Islamic Gold Funds

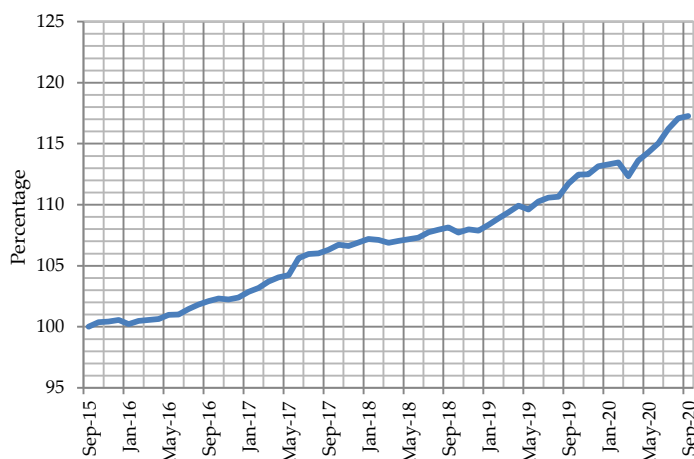
Fund	Fund Manager	Performance Measure	Fund Domicile
1 Deutsche Noor Precious Metals Securities - Class A	DWS Noor Islamic Funds	-1.30	Ireland
Eurekahedge Islamic Fund Index		16.64	

Based on 33.33% of funds which have reported September 2020 returns as at the 19th October 2020

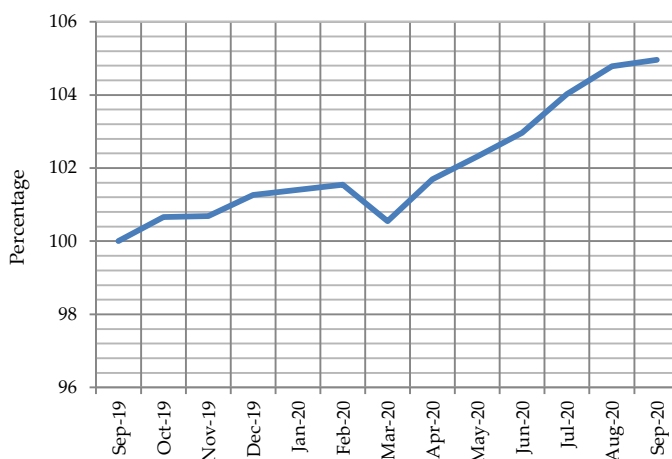
Comprehensive data from Eurekahedge will now feature the overall top 10 global and regional funds based on a specific duration (yield to date, annualized returns, monthly returns), Sharpe ratio as well as delve into specific asset classes in the global arena – equity, fixed income, money market, commodity, global investing (which would focus on funds investing with global mandate instead of a specific country or geographical region), fund of funds, real estate as well as the Sortino ratio. Each table covering the duration, region, asset class and ratio will be featured on a five-week rotational basis.

EUREKAHEDGE FUNDS TABLES

Eurekahedge Islamic Fund Money Market Index over the last 5 years



Eurekahedge Islamic Fund Money Market Index over the last 1 year



Top Islamic Money Market Funds by 3 Months Returns

Fund	Fund Manager	Performance Measure	Fund Domicile
1 Meezan Tahaffuz Pension - Money Market Sub	Al Meezan Investment Management	1.25	Pakistan
2 Atlas Pension Islamic - Money Market Sub	Atlas Asset Management	1.18	Pakistan
3 FALCOM SAR Murabaha	FALCOM Financial Services	0.54	Saudi Arabia
4 Principal Islamic Deposit	Principal Asset Management	-0.03	Malaysia
5 Principal Islamic Money Market	Principal Asset Management	-0.22	Malaysia
6 Public Islamic Money Market	Public Mutual	-2.41	Malaysia
7 PB Islamic Cash Management	Public Mutual	-2.49	Malaysia
Eurekahedge Islamic Fund Index		1.94	

Based on 36.84% of funds which have reported September 2020 returns as at the 19th October 2020

Top Sortino Ratios for All Islamic Funds

Fund	Fund Manager	Performance Measure	Fund Domicile
1 Meezan Tahaffuz Pension - Debt Sub	Al Meezan Investment Management	27.59	Pakistan
2 Atlas Pension Islamic - Debt Sub	Atlas Asset Management	27.44	Pakistan
3 Insight I-Hajj Syariah	Insight Investments Management	8.02	Indonesia
4 Principal Islamic Money Market	Principal Asset Management	5.54	Malaysia
5 Public Islamic Bond	Public Mutual	5.05	Malaysia
6 Atlas Pension Islamic - Money Market Sub	Atlas Asset Management	4.24	Pakistan
7 PB Islamic Bond	Public Mutual	3.84	Malaysia
8 Public Islamic Select Bond	Public Mutual	3.16	Malaysia
9 Public Islamic Income	Public Mutual	2.86	Malaysia
10 Public Islamic Enhanced Bond	Public Mutual	2.11	Malaysia
Eurekahedge Islamic Fund Index		0.19	

Based on 39.52% of funds which have reported September 2020 returns as at the 19th October 2020

Contact Eurekahedge

To list your fund or update your fund information: islamicfunds@eurekahedge.com
For further details on Eurekahedge: information@eurekahedge.com Tel: +65 6212 0900

Disclaimer

Copyright Eurekahedge 2016, All Rights Reserved. You, the user, may freely use the data for internal purposes and may reproduce the index data provided that reference to Eurekahedge is provided in your dissemination and/or reproduction. The information is provided on an "as is" basis and you assume and will bear all risk or associated costs in its use, and neither Islamic Finance news, Eurekahedge nor its affiliates provide any express or implied warranty or representations as to originality, accuracy, completeness, timeliness, non-infringement, merchantability and fitness for any purpose.

