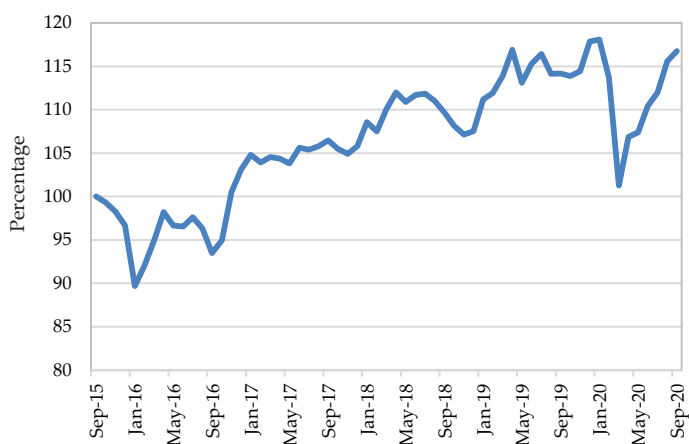
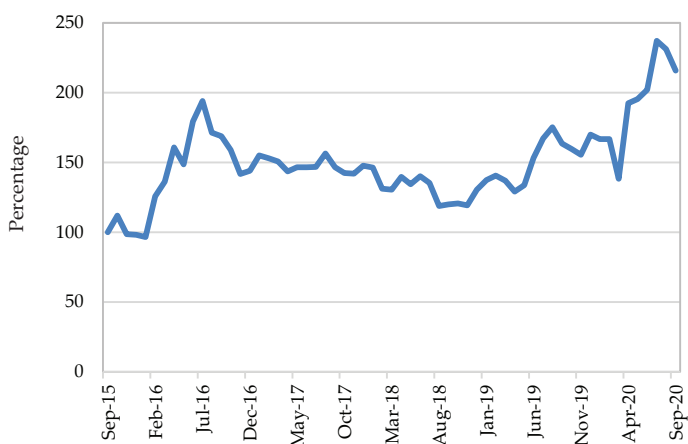


# EUREKAHEDGE FUNDS TABLES

**Eurekahedge Middle East/Africa Islamic Fund Index**



**Eurekahedge Islamic Fund Gold Index**



**Top Annualized Returns for All Islamic Funds**

Fund	Fund Manager	Performance Measure	Fund Domicile
1 Atlas Pension Islamic - Equity Sub	Atlas Asset Management	15.28	Pakistan
2 Public Islamic Opportunities	Public Mutual	12.62	Malaysia
3 Meezan Tahaffuz Pension - Equity Sub	Al Meezan Investment Management	12.33	Pakistan
4 Atlas Islamic Stock	Atlas Asset Management	11.40	Pakistan
5 Amana Growth Fund Investor	Saturna Capital	11.12	US
6 WSF Global Equity - USD I	Cogent Asset Management	10.15	Guernsey
7 Public Islamic Select Enterprises	Public Mutual	9.45	Malaysia
8 Insight I-Hajj Syariah	Insight Investments Management	8.80	Indonesia
9 Public Islamic Equity	Public Mutual	8.68	Malaysia
10 Public Islamic Dividend	Public Mutual	8.56	Malaysia
<b>Eurekahedge Islamic Fund Index</b>		<b>3.18</b>	

Based on 34.76% of funds which have reported September 2020 returns as at the 12<sup>th</sup> October 2020

**Top Annualized Standard Deviations for All Islamic Funds**

Fund	Fund Manager	Performance Measure	Fund Domicile
1 Principal Islamic Deposit	Principal Asset Management	0.13	Malaysia
2 Emirates Islamic Money Market Fund Limited Institutional Share Class I USD	Emirates NBD Asset Management	0.24	Jersey
3 Principal Islamic Money Market	Principal Asset Management	0.24	Malaysia
4 FALCOM SAR Murabaha	FALCOM Financial Services	0.26	Saudi Arabia
5 Public Islamic Money Market	Public Mutual	0.82	Malaysia
6 PB Islamic Cash Management	Public Mutual	0.83	Malaysia
7 Meezan Tahaffuz Pension - Money Market Sub	Al Meezan Investment Management	0.89	Pakistan
8 Atlas Pension Islamic - Debt Sub	Atlas Asset Management	1.13	Pakistan
9 Meezan Tahaffuz Pension - Debt Sub	Al Meezan Investment Management	1.32	Pakistan
10 Public Islamic Select Bond	Public Mutual	1.69	Malaysia
<b>Eurekahedge Islamic Fund Index</b>		<b>8.11</b>	

Based on 34.76% of funds which have reported September 2020 returns as at the 12<sup>th</sup> October 2020

**Top Annualized Returns for Islamic Gold Funds**

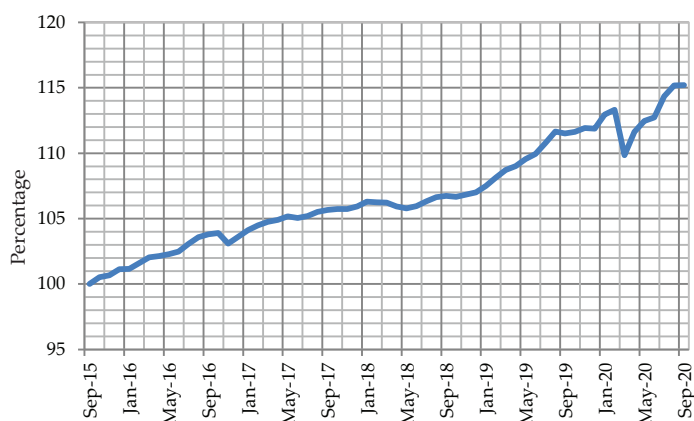
Fund	Fund Manager	Performance Measure	Fund Domicile
1 Deutsche Noor Precious Metals Securities - Class A	DWS Noor Islamic Funds	-1.30	Ireland
<b>Eurekahedge Islamic Fund Index</b>		<b>16.64</b>	

Based on 33.33% of funds which have reported September 2020 returns as at the 12<sup>th</sup> October 2020

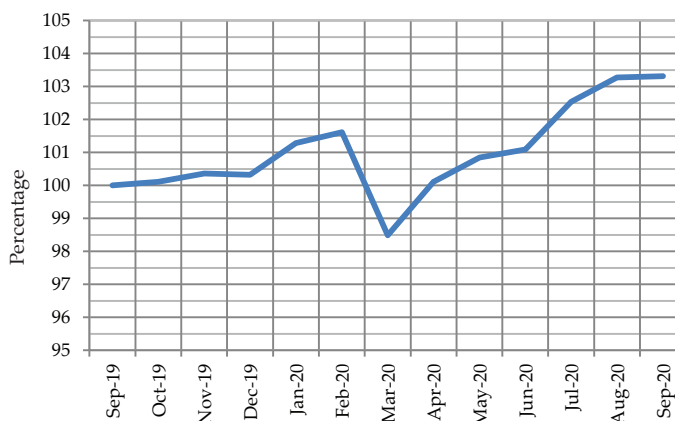
Comprehensive data from Eurekahedge will now feature the overall top 10 global and regional funds based on a specific duration (yield to date, annualized returns, monthly returns), Sharpe ratio as well as delve into specific asset classes in the global arena – equity, fixed income, money market, commodity, global investing (which would focus on funds investing with global mandate instead of a specific country or geographical region), fund of funds, real estate as well as the Sortino ratio. Each table covering the duration, region, asset class and ratio will be featured on a five-week rotational basis.

# EUREKAHEDGE FUNDS TABLES

Eurekahedge Islamic Fund Fixed Income Index over the last 5 years



Eurekahedge Islamic Fund Fixed Income Index over the last 1 year



Top Islamic Fixed Income Funds by 3 Months Returns

Fund	Fund Manager	Performance Measure	Fund Domicile	
1	Principal Islamic Lifetime Enhanced Sukuk	Principal Asset Management	4.05	Malaysia
2	Public Islamic Enhanced Bond	Public Mutual Berhad	3.66	Malaysia
3	Meezan Tahaffuz Pension - Debt Sub	Al Meezan Investment Management	3.45	Pakistan
4	Insight I-Hajj Syariah	Insight Investments Management	3.03	Indonesia
5	Meezan Islamic Income	Al Meezan Investment Management	1.91	Pakistan
6	Principal Islamic Lifetime Sukuk	Principal Asset Management	1.71	Malaysia
7	Public Islamic Bond	Public Mutual	1.68	Malaysia
8	Atlas Pension Islamic Fund - Debt Sub	Atlas Asset Management	1.23	Pakistan
9	BIMB Dana Al-Fakhim	BIMB UNIT Trust Management (BUTM)	0.02	Malaysia
10	PB Islamic Bond	Public Mutual	-2.46	Malaysia
<b>Eurekahedge Islamic Fund Index</b>		<b>1.49</b>		

Based on 39.29% of funds which have reported September 2020 returns as at the 12<sup>th</sup> October 2020

Top Sharpe Ratios for All Islamic Funds

Fund	Fund Manager	Performance Measure	Fund Domicile	
1	Meezan Tahaffuz Pension - Debt Sub	Al Meezan Investment Management	27.59	Pakistan
2	Atlas Pension Islamic - Debt Sub	Atlas Asset Management	27.44	Pakistan
3	Insight I-Hajj Syariah	Insight Investments Management	8.02	Indonesia
4	Principal Islamic Money Market	Principal Asset Management	5.54	Malaysia
5	Public Islamic Bond	Public Mutual	5.05	Malaysia
6	Atlas Pension Islamic - Money Market Sub	Atlas Asset Management	4.24	Pakistan
7	PB Islamic Bond	Public Mutual	3.84	Malaysia
8	Public Islamic Select Bond	Public Mutual	3.16	Malaysia
9	Public Islamic Income	Public Mutual	2.86	Malaysia
10	Public Islamic Enhanced Bond	Public Mutual	2.11	Malaysia
<b>Eurekahedge Islamic Fund Index</b>		<b>0.15</b>		

Based on 34.76% of funds which have reported September 2020 returns as at the 12<sup>th</sup> October 2020

#### Contact Eurekahedge

To list your fund or update your fund information: [islamicfunds@eurekahedge.com](mailto:islamicfunds@eurekahedge.com)  
For further details on Eurekahedge: [information@eurekahedge.com](mailto:information@eurekahedge.com) Tel: +65 6212 0900

#### Disclaimer

Copyright Eurekahedge 2016, All Rights Reserved. You, the user, may freely use the data for internal purposes and may reproduce the index data provided that reference to Eurekahedge is provided in your dissemination and/or reproduction. The information is provided on an "as is" basis and you assume and will bear all risk or associated costs in its use, and neither Islamic Finance news, Eurekahedge nor its affiliates provide any express or implied warranty or representations as to originality, accuracy, completeness, timeliness, non-infringement, merchantability and fitness for any purpose.

