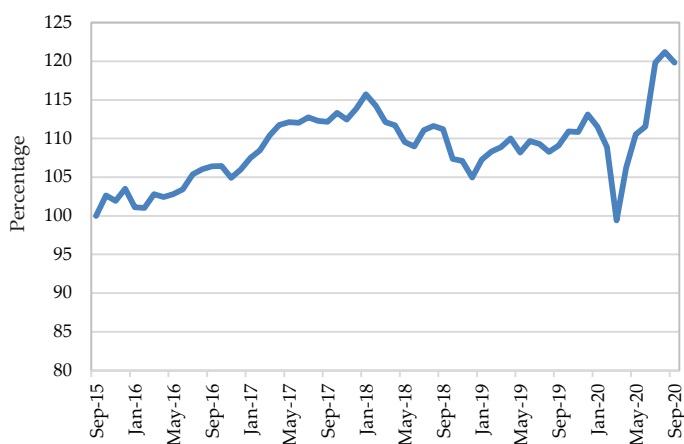
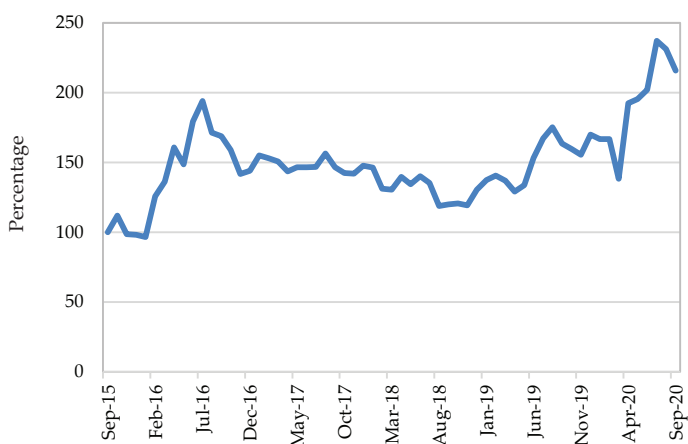


EUREKAHEDGE FUNDS TABLES

Eurekahedge Asia Pacific Islamic Fund Index



Eurekahedge Islamic Fund Gold Index



Top Monthly Returns for All Islamic Funds

Fund	Fund Manager	Performance Measure	Fund Domicile
1 NBAD Islamic MENA Growth	First Abu Dhabi Bank	3.55	UAE
2 Emirates MENA Opportunities - Class A USD	Emirates NBD Asset Management	2.96	Jersey
3 Insight I-Hajj Syariah	Insight Investments Management	0.61	Indonesia
4 Meezan Islamic Income	Al Meezan Investment Management	0.51	Pakistan
5 Meezan Cash	Al Meezan Investment Management	0.45	Pakistan
6 Meezan Sovereign	Al Meezan Investment Management	0.42	Pakistan
7 Meezan Tahaffuz Pension - Debt Sub	Al Meezan Investment Management	0.42	Pakistan
8 Meezan Tahaffuz Pension - Money Market Sub	Al Meezan Investment Management	0.38	Pakistan
9 Principal Islamic Lifetime Balanced Growth	Principal Asset Management	0.36	Malaysia
10 Principal DALI Asia Pacific Equity Growth	Principal Asset Management	0.18	Malaysia
Eurekahedge Islamic Fund Index		-1.31	

Based on 20.1% of funds which have reported September 2020 returns as at the 6th October 2020

Top Monthly Returns for Global Islamic Funds

Fund	Fund Manager	Performance Measure	Fund Domicile
1 Amana Participation Fund Institutional Shares	Saturna Capital	-0.01	US
2 BNP Paribas Islamic Fund Equity Optimiser - Classic (USD)	BNP Paribas Asset Management France	-1.13	Luxembourg
3 Amana Income Fund Investor	Saturna Capital	-2.17	US
4 Emirates Islamic Global Balanced - Class A USD	Emirates NBD Asset Management	-2.41	Jersey
5 Amana Growth Fund Investor	Saturna Capital	-2.52	US
6 WSF Global Equity - USD I	Cogent Asset Management	-3.36	Guernsey
7 DWS Noor Precious Metal Securities - Class A	DWS Noor Islamic Funds	-6.69	Ireland
Eurekahedge Islamic Fund Index		-2.61	

Based on 26.92% of funds which have reported September 2020 returns as at the 6th October 2020

Top Annualized Returns for Islamic Gold Funds

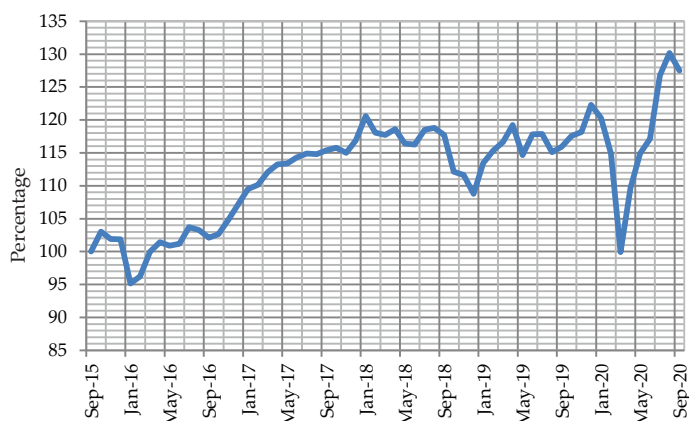
Fund	Fund Manager	Performance Measure	Fund Domicile
1 Deutsche Noor Precious Metals Securities - Class A	DWS Noor Islamic Funds	-1.30	Ireland
Eurekahedge Islamic Fund Index		16.64	

Based on 33.33% of funds which have reported September 2020 returns as at the 6th October 2020

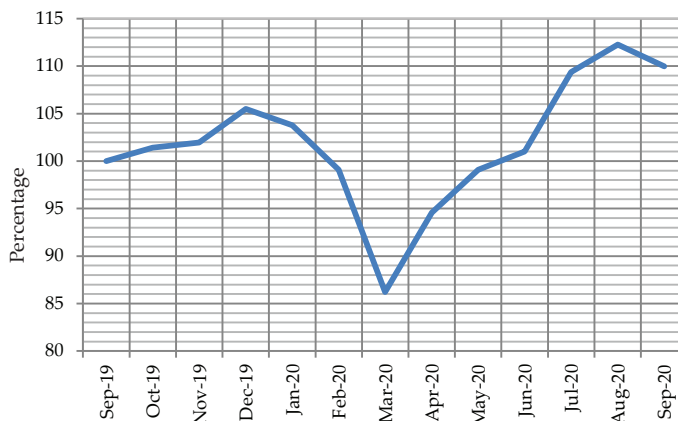
Comprehensive data from Eurekahedge will now feature the overall top 10 global and regional funds based on a specific duration (yield to date, annualized returns, monthly returns), Sharpe ratio as well as delve into specific asset classes in the global arena – equity, fixed income, money market, commodity, global investing (which would focus on funds investing with global mandate instead of a specific country or geographical region), fund of funds, real estate as well as the Sortino ratio. Each table covering the duration, region, asset class and ratio will be featured on a five-week rotational basis.

EUREKAHEDGE FUNDS TABLES

Eurekahedge Islamic Fund Equity Index over the last 5 years



Eurekahedge Islamic Fund Equity Index over the last 1 year



Top Islamic Equity Funds by 3 Months Returns

Fund	Fund Manager	Performance Measure	Fund Domicile
1 InterPac Dana Safi	Inter-Pacific Asset Management	28.74	Malaysia
2 BIMB i-Growth	BIMB UNIT Trust Management (BUTM)	23.62	Malaysia
3 Principal Islamic Small Cap Opportunities	Principal Asset Management	19.58	Malaysia
4 Meezan Tahaffuz Pension - Equity Sub	Al Meezan Investment Management	17.76	Pakistan
5 Meezan Islamic	Al Meezan Investment Management	17.38	Pakistan
6 Principal DALI Asia Pacific Equity Growth	Principal Asset Management	13.82	Malaysia
7 Iman - Class B	Allied Asset Advisors	12.07	US
8 Amana Growth Fund Investor	Saturna Capital	11.24	US
9 NBAD Islamic MENA Growth	First Abu Dhabi Bank	10.83	UAE
10 Principal Islamic Enhanced Opportunities	Principal Asset Management	8.81	Malaysia
Eurekahedge Islamic Fund Index		8.87	

Based on 18.95% of funds which have reported September 2020 returns as at the 6th October 2020

Top Yield-to-Date Returns for All Islamic Funds

Fund	Fund Manager	Performance Measure	Fund Domicile
1 InterPac Dana Safi	Inter-Pacific Asset Management	52.86	Malaysia
2 BIMB i-Growth	BIMB UNIT Trust Management (BUTM)	44.58	Malaysia
3 DWS Noor Precious Metal Securities - Class A	DWS Noor Islamic Funds	29.01	Ireland
4 Amana Growth Fund Investor	Saturna Capital	17.77	US
5 Principal Islamic Asia Pacific Dynamic Equity - MYR	Principal Asset Management	13.65	Malaysia
6 Principal DALI Asia Pacific Equity Growth	Principal Asset Management	12.74	Malaysia
7 BIMB Dana Al-Munsif	BIMB UNIT Trust Management (BUTM)	9.75	Malaysia
8 Meezan Tahaffuz Pension - Debt Sub	Al Meezan Investment Management	8.51	Pakistan
9 Principal Islamic Small Cap Opportunities	Principal Asset Management	6.69	Malaysia
10 Insight I-Hajj Syariah	Insight Investments Management	5.93	Indonesia
Eurekahedge Islamic Fund Index		3.84	

Based on 20.1% of funds which have reported September 2020 returns as at the 6th October 2020

Contact Eurekahedge

To list your fund or update your fund information: islamicfunds@eurekahedge.com
For further details on Eurekahedge: information@eurekahedge.com Tel: +65 6212 0900

Disclaimer

Copyright Eurekahedge 2016, All Rights Reserved. You, the user, may freely use the data for internal purposes and may reproduce the index data provided that reference to Eurekahedge is provided in your dissemination and/or reproduction. The information is provided on an "as is" basis and you assume and will bear all risk or associated costs in its use, and neither Islamic Finance news, Eurekahedge nor its affiliates provide any express or implied warranty or representations as to originality, accuracy, completeness, timeliness, non-infringement, merchantability and fitness for any purpose.

