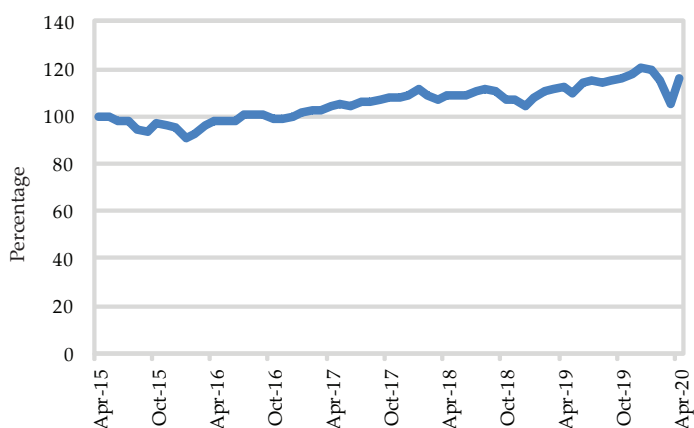
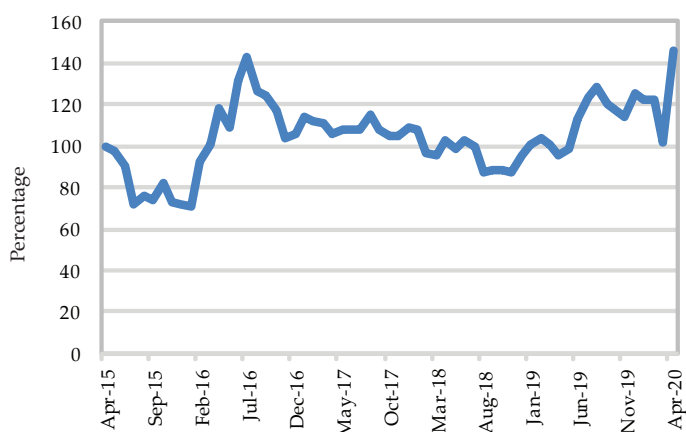


EUREKAHEDGE FUNDS TABLES

Eurekahedge Global Islamic Fund Index



Eurekahedge Islamic Fund Gold Index



Top 10 Monthly Returns for Developed Market Islamic Funds

| Fund | Fund Manager | Performance Measure | Fund Domicile |
|--|-------------------------------------|---------------------|----------------|
| 1 Deutsche Noor Precious Metals Securities - Class A | DWS Noor Islamic Funds | 43.56 | Ireland |
| 2 Qinvest Spyglass US Growth | Spyglass Capital Management | 20.09 | Cayman Islands |
| 3 SC US Equities Passive - Class S | SEDCO Capital | 13.97 | Luxembourg |
| 4 BNP Paribas Islamic Equity Optimiser - Classic (USD) | BNP Paribas Asset Management France | 13.00 | Luxembourg |
| 5 QInvest GAM Sharia'a - Class A | GAM International Management | 12.47 | Cayman Islands |
| 6 QInvest JOHCM Sharia'a | J O Hambro Capital Management | 11.61 | Cayman Islands |
| 7 Amana Income Fund Investor | Saturna Capital | 11.34 | US |
| 8 SC Global Sustainable Equities - Class S | SEDCO Capital | 10.90 | Luxembourg |
| 9 Amana Growth Fund Investor | Saturna Capital | 10.87 | US |
| 10 WSF Global Equity - USD I | Cogent Asset Management | 9.83 | Guernsey |
| Eurekahedge Islamic Fund Index | | 10.89 | |

Based on 47.37% of funds which have reported April 2020 returns as at the 22nd May 2020

Top 10 Monthly Returns for Emerging Market Islamic Funds

| Fund | Fund Manager | Performance Measure | Fund Domicile |
|---|-----------------------------------|---------------------|---------------|
| 1 Al-Ameen Shariah Stock | UBL Fund Managers | 25.58 | Pakistan |
| 2 Meezan Tahaffuz Pension - Equity Sub | Al Meezan Investment Management | 23.37 | Pakistan |
| 3 Atlas Islamic Stock | Atlas Asset Management | 22.80 | Pakistan |
| 4 Meezan Islamic | Al Meezan Investment Management | 22.54 | Pakistan |
| 5 Atlas Pension Islamic - Equity Sub | Atlas Asset Management | 21.52 | Pakistan |
| 6 InterPac Dana Safi | Inter-Pacific Asset Management | 17.44 | Malaysia |
| 7 Public Islamic Opportunities | Public Mutual | 17.44 | Malaysia |
| 8 BIMB i-Growth | BIMB UNIT Trust Management (BUTM) | 17.16 | Malaysia |
| 9 Principal Islamic Small Cap Opportunities | Principal Asset Management | 12.37 | Malaysia |
| 10 Taurus Ethical B | Taurus Asset Management | 12.06 | India |
| Eurekahedge Islamic Fund Index | | 6.70 | |

Based on 42.94% of funds which have reported April 2020 returns as at the 22nd May 2020

Top Annualized Returns for Islamic Gold Funds

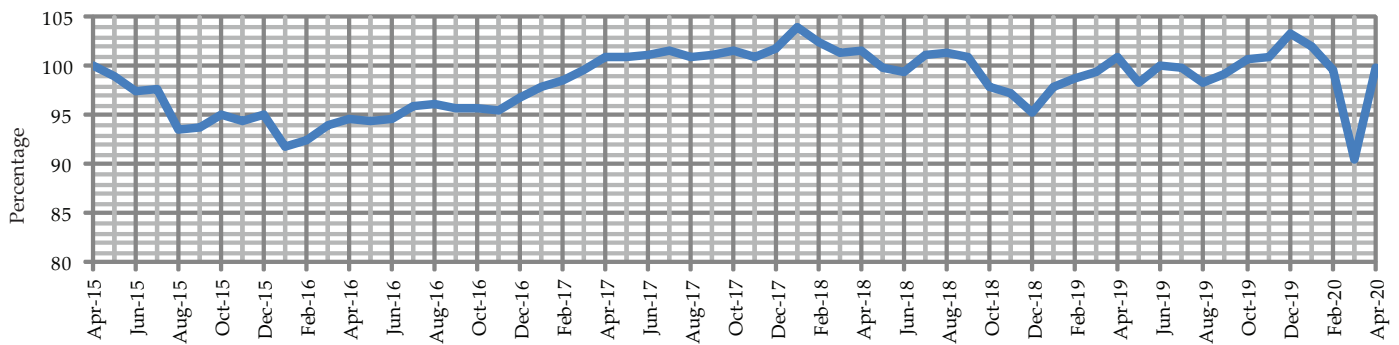
| Fund | Fund Manager | Performance Measure | Fund Domicile |
|--|------------------------|---------------------|---------------|
| 1 Deutsche Noor Precious Metals Securities - Class A | DWS Noor Islamic Funds | -2.49 | Ireland |
| Eurekahedge Islamic Fund Index | | 7.86 | |

Based on 33.33% of funds which have reported April 2020 returns as at the 22nd May 2020

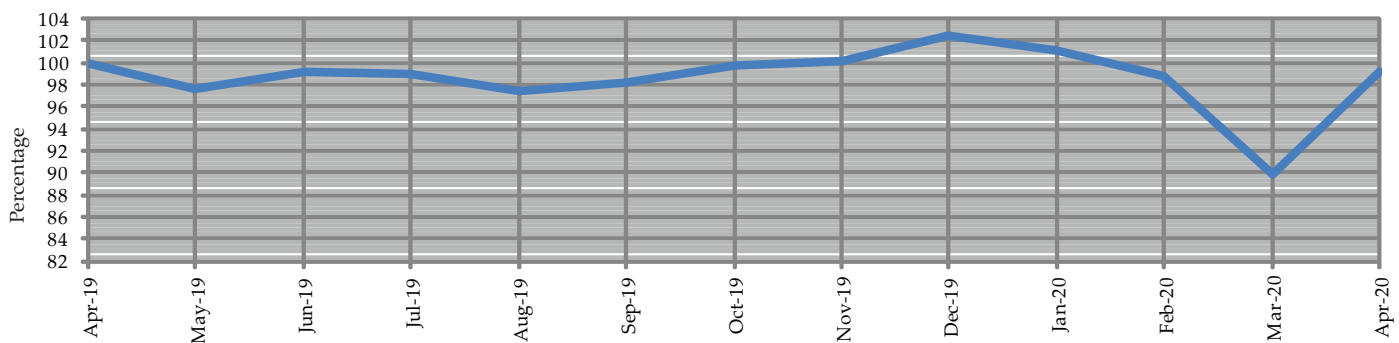
Comprehensive data from Eurekahedge will now feature the overall top 10 global and regional funds based on a specific duration (yield to date, annualized returns, monthly returns), Sharpe ratio as well as delve into specific asset classes in the global arena – equity, fixed income, money market, commodity, global investing (which would focus on funds investing with global mandate instead of a specific country or geographical region), fund of funds, real estate as well as the Sortino ratio. Each table covering the duration, region, asset class and ratio will be featured on a five-week rotational basis.

EUREKAHEDGE FUNDS TABLES

Eurekaledge Islamic Fund Balanced Index over the last 5 years



Eurekaledge Islamic Fund Balanced Index over the last 1 year



Top Funds of Islamic Funds by 3 Months Returns

| Fund | Fund Manager | Performance Measure | Fund Domicile |
|---------------------------------------|----------------------------|---------------------|---------------|
| 1 Boubyan Multi Asset Holding | Boubyan Capital Investment | -6.79 | Kuwait |
| Eurekaledge Islamic Fund Index | | -6.79 | |

Based on 20% of funds which have reported April 2020 returns as at the 22nd May 2020

Top Sortino Ratios for All Islamic Funds

| Fund | Fund Manager | Performance Measure | Fund Domicile |
|---|-------------------------------------|---------------------|----------------|
| 1 Deutsche Noor Precious Metals Securities - Class A | DWS Noor Islamic Funds | 12.84 | Ireland |
| 2 SC Global Sukuk - Class S | SEDCO Capital | -2.30 | Luxembourg |
| 3 Amana Participation Institutional Shares | Saturna Capital | -2.47 | US |
| 4 SC Balanced - Class S | SEDCO Capital | -3.96 | Luxembourg |
| 5 Amana Growth Fund Investor | Saturna Capital | -4.09 | US |
| 6 Amana Income Fund Investor | Saturna Capital | -6.66 | US |
| 7 QInvest GAM Sharia'a - Class A | GAM International Management | -6.80 | Cayman Islands |
| 8 BNP Paribas Islamic Fund Equity Optimiser - Classic (USD) | BNP Paribas Asset Management France | -9.30 | Luxembourg |
| 9 QInvest JOHCM Sharia'a | J O Hambro Capital Management | -9.69 | Cayman Islands |
| 10 Emirates Islamic Global Balanced - Class A USD | Emirates NBD Asset Management | -11.82 | Jersey |
| Eurekaledge Islamic Fund Index | | 0.09 | |

Based on 42.42% of funds which have reported April 2020 returns as at the 22nd May 2020

Contact Eurekaledge
 To list your fund or update your fund information: islamicfunds@eurekaledge.com
 For further details on Eurekaledge: information@eurekaledge.com Tel: +65 6212 0900



Disclaimer
 Copyright Eurekaledge 2016, All Rights Reserved. You, the user, may freely use the data for internal purposes and may reproduce the index data provided that reference to Eurekaledge is provided in your dissemination and/or reproduction. The information is provided on an "as is" basis and you assume and will bear all risk or associated costs in its use, and neither Islamic Finance news, Eurekaledge nor its affiliates provide any express or implied warranty or representations as to originality, accuracy, completeness, timeliness, non-infringement, merchantability and fitness for any purpose.