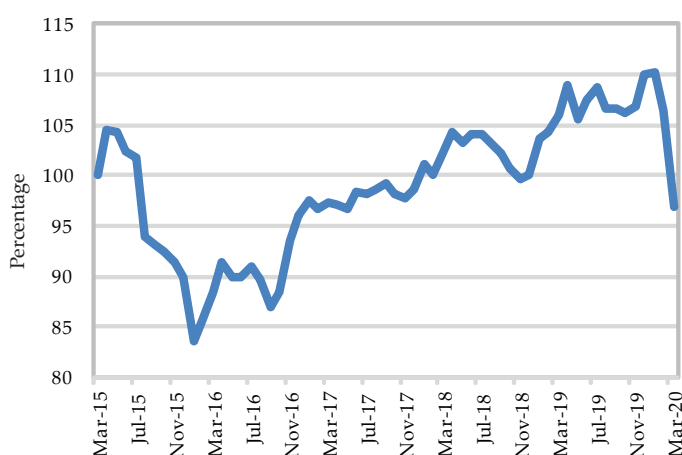
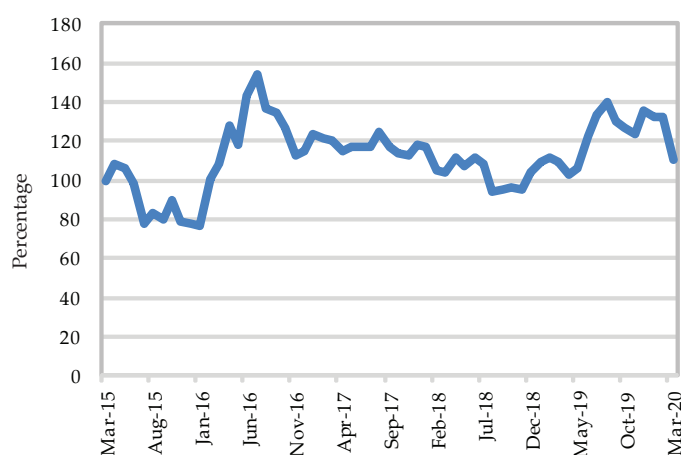


EUREKAHEDGE FUNDS TABLES

Eurekahedge Middle East/Africa Islamic Fund Index



Eurekahedge Islamic Fund Gold Index



Top 10 Annualized Returns for ALL Islamic Funds

| Fund | Fund Manager | Performance Measure | Fund Domicile |
|----------------------------------------|---------------------------------|---------------------|---------------|
| 1 Atlas Pension Islamic - Equity Sub | Atlas Asset Management | 12.62 | Pakistan |
| 2 Amana Growth Fund Investor | Saturna Capital | 10.03 | US |
| 3 Meezan Tahaffuz Pension - Equity Sub | Al Meezan Investment Management | 9.54 | Pakistan |
| 4 Atlas Islamic Stock | Atlas Asset Management | 8.91 | Pakistan |
| 5 Insight I-Hajj Syariah | Insight Investments Management | 8.78 | Indonesia |
| 6 Public Islamic Opportunities | Public Mutual | 8.46 | Malaysia |
| 7 Public Islamic Select Enterprises | Public Mutual | 7.88 | Malaysia |
| 8 WSF Global Equity - USD I | Cogent Asset Management | 7.84 | Guernsey |
| 9 Meezan Tahaffuz Pension - Debt Sub | Al Meezan Investment Management | 7.63 | Pakistan |
| 10 Public Islamic Equity | Public Mutual | 7.57 | Malaysia |
| Eurekahedge Islamic Fund Index | | 2.44 | |

Based on 37.09% of funds which have reported March 2020 returns as at the 13th April 2020

Top 10 Annualized Standard Deviations for ALL Islamic Funds

| Fund | Fund Manager | Performance Measure | Fund Domicile |
|-------------------------------------------------------------------------|---------------------------------|---------------------|----------------|
| 1 Principal Islamic Deposit | Principal Asset Management | 0.13 | Malaysia |
| 2 Public Islamic Money Market | Public Mutual | 0.14 | Malaysia |
| 3 PB Islamic Cash Management | Public Mutual | 0.15 | Malaysia |
| 4 Boubyan KD Money Market II | Boubyan Capital Investment | 0.19 | Kuwait |
| 5 Boubyan USD Liquidity | Boubyan Capital Investment | 0.21 | Kuwait |
| 6 Principal Islamic Money Market | Principal Asset Management | 0.24 | Malaysia |
| 7 Emirates Islamic Money Market Limited Institutional Share Class I USD | Emirates NBD Asset Management | 0.24 | Jersey |
| 8 FALCOM SAR Murabaha | FALCOM Financial Services | 0.27 | Saudi Arabia |
| 9 Rasmala Trade Finance | Rasmala Investment Bank | 0.37 | Cayman Islands |
| 10 Meezan Tahaffuz Pension - Money Market Su | Al Meezan Investment Management | 0.90 | Pakistan |
| Eurekahedge Islamic Fund Index | | 7.87 | |

Based on 37.09% of funds which have reported March 2020 returns as at the 13th April 2020

Top Annualized Returns for Islamic Gold Funds

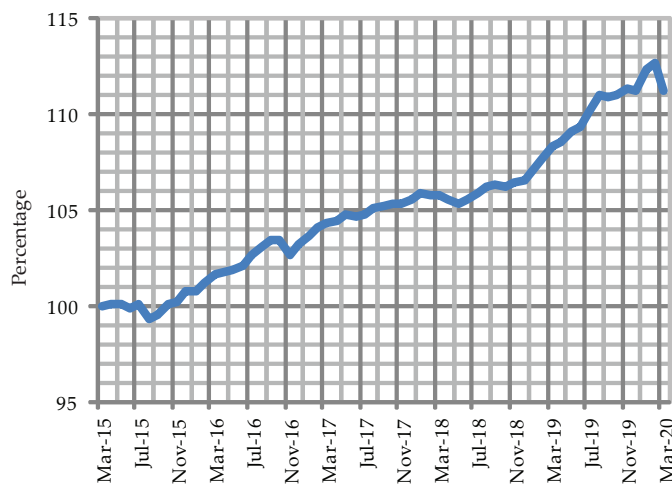
| Fund | Fund Manager | Performance Measure | Fund Domicile |
|------------------------------------------------------|------------------------|---------------------|---------------|
| 1 Deutsche Noor Precious Metals Securities - Class A | DWS Noor Islamic Funds | -5.15 | Ireland |
| Eurekahedge Islamic Fund Index | | 1.96 | |

Based on 33.33% of funds which have reported March 2020 returns as at the 13th April 2020

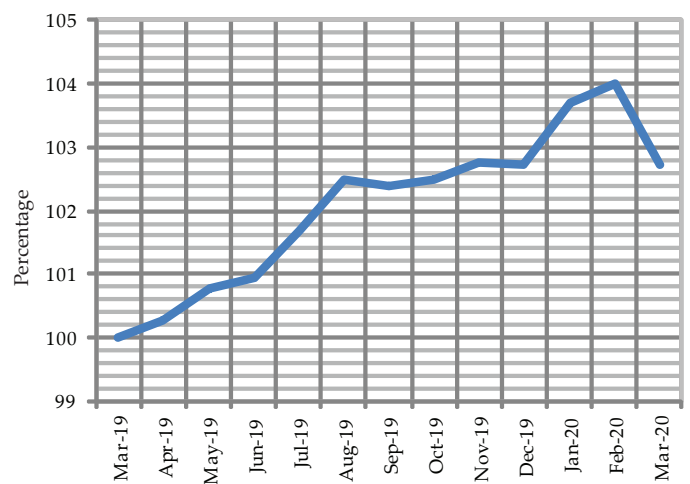
Comprehensive data from Eurekahedge will now feature the overall top 10 global and regional funds based on a specific duration (yield to date, annualized returns, monthly returns), Sharpe ratio as well as delve into specific asset classes in the global arena – equity, fixed income, money market, commodity, global investing (which would focus on funds investing with global mandate instead of a specific country or geographical region), fund of funds, real estate as well as the Sortino ratio. Each table covering the duration, region, asset class and ratio will be featured on a five-week rotational basis.

EUREKAHEDGE FUNDS TABLES

Eurekahedge Islamic Fund Fixed Income Index over the last 5 years



Eurekahedge Islamic Fund Fixed Income Index over the last 1 year



Top 10 Islamic Fixed Income Funds by 3 Months Returns

| Fund | Fund Manager | Performance Measure | Fund Domicile |
|----------------------------------------------|-----------------------------------|---------------------|---------------|
| 1 Atlas Pension Islamic - Debt Sub | Atlas Asset Management | 3.07 | Pakistan |
| 2 Meezan Islamic Income | Al Meezan Investment Management | 2.92 | Pakistan |
| 3 Meezan Tahaffuz Pension - Debt Sub | Al Meezan Investment Management | 2.90 | Pakistan |
| 4 Insight I-Hajj Syariah | Insight Investments Management | 1.30 | Indonesia |
| 5 Public Islamic Select Bond | Public Mutual | 0.38 | Malaysia |
| 6 Principal Islamic Lifetime Sukuk | Principal Asset Management | 0.05 | Malaysia |
| 7 BIMB Dana Al-Fakhim | BIMB UNIT Trust Management (BUTM) | -0.10 | Malaysia |
| 8 Public Islamic Bond | Public Mutual | -0.39 | Malaysia |
| 9 PB Islamic Bond | Public Mutual | -0.45 | Malaysia |
| 10 Principal Islamic Lifetime Enhanced Sukuk | Principal Asset Management | -3.42 | Malaysia |
| Eurekahedge Islamic Fund Index | | 0.00 | |

Based on 39.29% of funds which have reported March 2020 returns as at the 13th April 2020

Top 10 Sharpe Ratios for ALL Islamic Funds

| Fund | Fund Manager | Performance Measure | Fund Domicile |
|--------------------------------------------------------------------------|---------------------------------|---------------------|----------------|
| 1 Public Islamic Money Market | Public Mutual | 21.14 | Malaysia |
| 2 PB Islamic Cash Management | Public Mutual | 18.38 | Malaysia |
| 3 Rasmala Trade Finance | Rasmala Investment Bank | 12.69 | Cayman Islands |
| 4 Boubyan KD Money Market II | Boubyan Capital Investment | 10.24 | Kuwait |
| 5 Meezan Tahaffuz Pension - Money Market Sub | Al Meezan Investment Management | 8.35 | Pakistan |
| 6 FALCOM SAR Murabaha | FALCOM Financial Services | 6.96 | Saudi Arabia |
| 7 Atlas Pension Islamic - Debt Sub | Atlas Asset Management | 6.37 | Pakistan |
| 8 Meezan Tahaffuz Pension - Debt Sub | Al Meezan Investment Management | 6.05 | Pakistan |
| 9 Boubyan USD Liquidity | Boubyan Capital Investment | 6.00 | Kuwait |
| 10 Emirates Islamic Money Market Limited Institutional Share Class I USD | Emirates NBD Asset Management | 5.53 | Jersey |
| Eurekahedge Islamic Fund Index | | 0.06 | |

Based on 37.09% of funds which have reported March 2020 returns as at the 13th April 2020

Contact Eurekahedge

To list your fund or update your fund information: islamicfunds@eurekahedge.com
For further details on Eurekahedge: information@eurekahedge.com Tel: +65 6212 0900

Disclaimer

Copyright Eurekahedge 2016, All Rights Reserved. You, the user, may freely use the data for internal purposes and may reproduce the index data provided that reference to Eurekahedge is provided in your dissemination and/or reproduction. The information is provided on an "as is" basis and you assume and will bear all risk or associated costs in its use, and neither Islamic Finance news, Eurekahedge nor its affiliates provide any express or implied warranty or representations as to originality, accuracy, completeness, timeliness, non-infringement, merchantability and fitness for any purpose.

