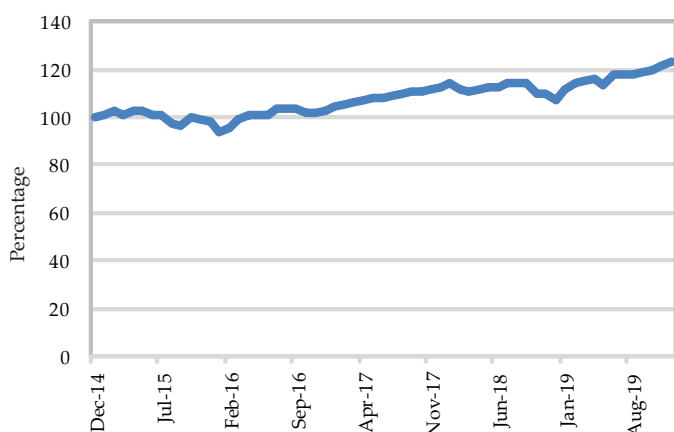
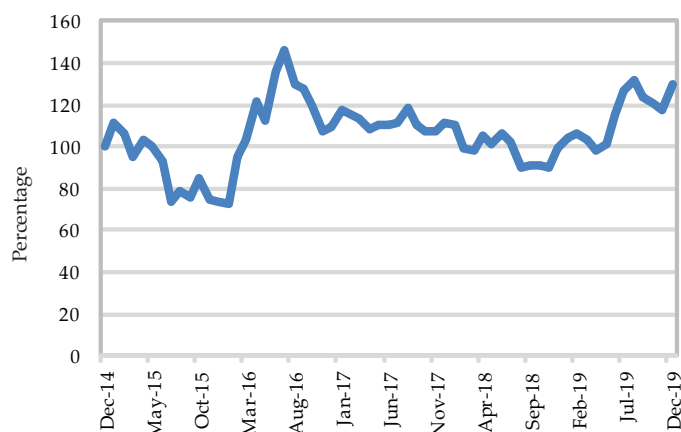


# EUREKAHEDGE FUNDS TABLES

Eurekahedge Global Islamic Fund Index



Eurekahedge Islamic Fund Gold Index



Top 10 Monthly Returns for Developed Market Islamic Funds

Fund	Fund Manager	Performance Measure	Fund Domicile
1 Deutsche Noor Precious Metals Securities - Class A	DWS Noor Islamic Funds	10.45	Ireland
2 QInvest JOHCM Sharia'a	J O Hambro Capital Management	5.13	Cayman Islands
3 Oasis Crescent Global Equity	Oasis Global Management Company (Ireland)	3.79	Ireland
4 AlAhli Healthcare Trading Equity	NCB Capital	3.52	Saudi Arabia
5 iShares MSCI World Islamic UCITS ETF	BlackRock Advisors (UK)	3.51	Ireland
6 Amana Income Fund Investor	Saturna Capital	3.48	US
7 iShares MSCI USA Islamic UCITS ETF	BlackRock Advisors (UK)	3.39	Ireland
8 Amana Growth Fund Investor	Saturna Capital	3.31	US
9 Iman - Class B	Allied Asset Advisors	3.13	US
10 WSF Global Equity - USD I	Cogent Asset Management	3.09	Guernsey
<b>Eurekahedge Islamic Fund Index</b>		<b>2.04</b>	

Based on 70% of funds which have reported December 2019 returns as at the 27<sup>th</sup> January 2020

Top 10 Monthly Returns for Emerging Market Islamic Funds

Fund	Fund Manager	Performance Measure	Fund Domicile
1 Jadwa Saudi Equity - ClassB	Jadwa Investment	9.59	Saudi Arabia
2 FALCOM Saudi Equity	FALCOM Financial Services	9.49	Saudi Arabia
3 AlAhli Saudi Small and Mid-Cap Equity	NCB Capital	9.06	Saudi Arabia
4 Saudi Companies	The Saudi Investment Bank	8.40	Saudi Arabia
5 Osool & Bakheet Saudi Trading Equity	Bakheet Investment Group	8.38	Saudi Arabia
6 Hang Seng Islamic China Index	Hang Seng Investment Management	7.93	Hong Kong
7 iShares MSCI Emerging Markets Islamic UCITS ETF	BlackRock Advisors (UK)	7.66	Ireland
8 Al Qasr GCC Real Estate & Construction Equity Trading	Banque Saudi Fransi	7.25	Saudi Arabia
9 Jadwa GCC Equity	Jadwa Investment	7.04	Saudi Arabia
10 HSBC Saudi Companies Equity - ASF	HSBC Saudi Arabia	7.03	Saudi Arabia
<b>Eurekahedge Islamic Fund Index</b>		<b>2.51</b>	

Based on 67.39% of funds which have reported December 2019 returns as at the 27<sup>th</sup> January 2020

Top Annualized Returns for Islamic Gold Funds

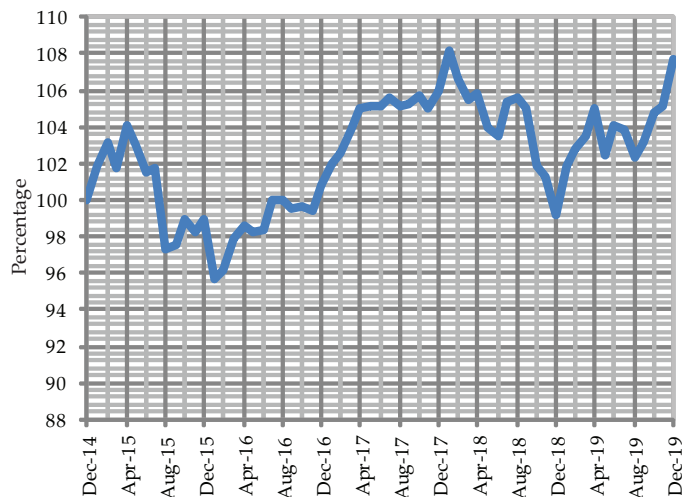
Fund	Fund Manager	Performance Measure	Fund Domicile
1 Deutsche Noor Precious Metals Securities - Class A	DWS Noor Islamic Funds	-3.31	Ireland
<b>Eurekahedge Islamic Fund Index</b>		<b>5.40</b>	

Based on 33.33% of funds which have reported December 2019 returns as at the 27<sup>th</sup> January 2020

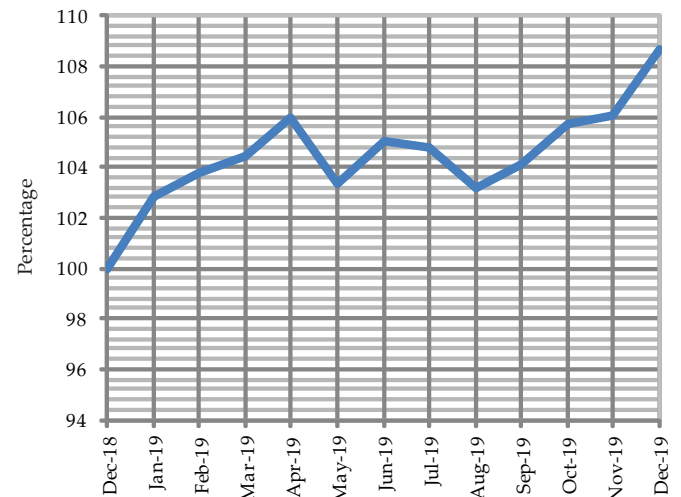
Comprehensive data from Eurekahedge will now feature the overall top 10 global and regional funds based on a specific duration (yield to date, annualized returns, monthly returns), Sharpe ratio as well as delve into specific asset classes in the global arena – equity, fixed income, money market, commodity, global investing (which would focus on funds investing with global mandate instead of a specific country or geographical region), fund of funds, real estate as well as the Sortino ratio. Each table covering the duration, region, asset class and ratio will be featured on a five-week rotational basis.

# EUREKAHEDGE FUNDS TABLES

Eurekahedge Islamic Fund Fixed Income Index over the last 5 years



Eurekahedge Islamic Fund Fixed Income Index over the last 1 year



Top 10 Funds of Islamic Funds by 3 Months Returns

Fund	Fund Manager	Performance Measure	Fund Domicile
1 AlAhli Multi-Asset Growth	NCB Capital	7.15	Saudi Arabia
2 AlAhli Multi-Asset Moderate	NCB Capital	5.16	Saudi Arabia
3 AlAhli Multi-Asset Conservative	NCB Capital	3.59	Saudi Arabia
4 Oasis Crescent Balanced Progressive Fund of Funds	Oasis Crescent Management	3.20	South Africa
5 Boubyan Multi Asset Holding	Boubyan Capital Investment	2.92	Kuwait
<b>Eurekahedge Islamic Fund Index</b>		<b>4.40</b>	

Based on 100% of funds which have reported December 2019 returns as at the 27<sup>th</sup> January 2020

Top 10 Sharpe Ratios for ALL Islamic Funds

Fund	Fund Manager	Performance Measure	Fund Domicile
1 AlAhli Healthcare Trading Equity	NCB Capital	12.36	Saudi Arabia
2 Oasis Crescent Global Equity	Oasis Global Management Company (Ireland)	9.84	Ireland
3 Amana Income Fund Investor	Saturna Capital	9.52	US
4 QInvest JOHCM Sharia'a	J O Hambro Capital Management	8.76	Cayman Islands
5 Amana Growth Fund Investor	Saturna Capital	8.54	US
6 AmOasis Global Islamic Equity	AmInvestment Management	8.38	Malaysia
7 iShares MSCI World Islamic UCITS ETF	BlackRock Advisors (UK)	8.13	Ireland
8 BNP Paribas Islamic Fund Equity Optimiser - Classic (USD)	BNP Paribas Asset Management France	7.77	Luxembourg
9 Deutsche Noor Precious Metals Securities - Class A	DWS Noor Islamic Funds	7.63	Ireland
10 WSF Global Equity - USD I	Cogent Asset Management	7.48	Guernsey
<b>Eurekahedge Islamic Fund Index</b>		<b>4.31</b>	

Based on 84.21% of funds which have reported December 2019 returns as at the 27<sup>th</sup> January 2020

#### Contact Eurekahedge

To list your fund or update your fund information: [islamicfunds@eurekahedge.com](mailto:islamicfunds@eurekahedge.com)  
For further details on Eurekahedge: [information@eurekahedge.com](mailto:information@eurekahedge.com) Tel: +65 6212 0900

#### Disclaimer

Copyright Eurekahedge 2016, All Rights Reserved. You, the user, may freely use the data for internal purposes and may reproduce the index data provided that reference to Eurekahedge is provided in your dissemination and/or reproduction. The information is provided on an "as is" basis and you assume and will bear all risk or associated costs in its use, and neither Islamic Finance news, Eurekahedge nor its affiliates provide any express or implied warranty or representations as to originality, accuracy, completeness, timeliness, non-infringement, merchantability and fitness for any purpose.

