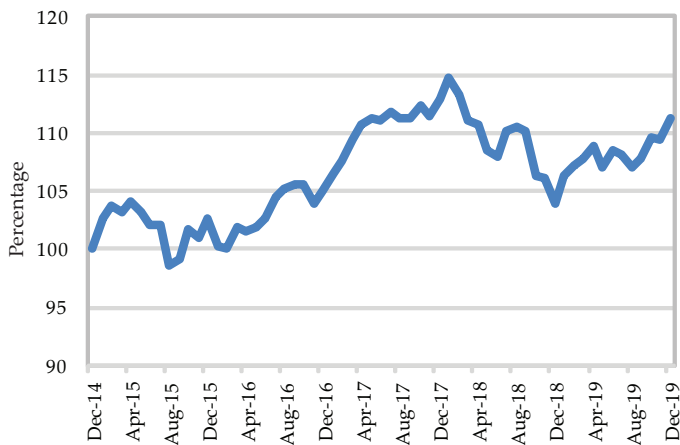
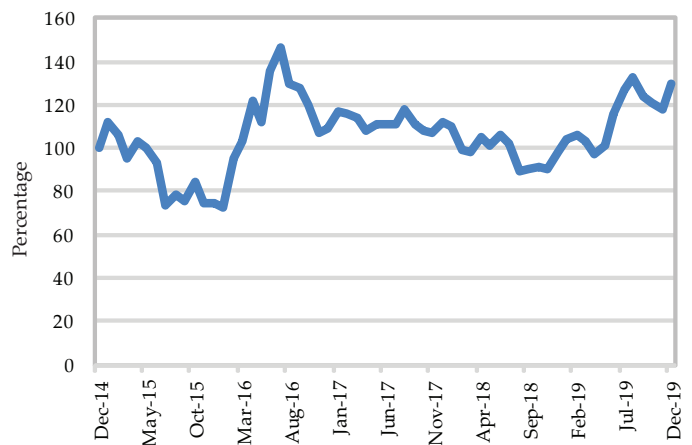


EUREKAHEDGE FUNDS TABLES

Eurekahedge Asia Pacific Islamic Fund Index



Eurekahedge Islamic Fund Gold Index



Top 10 Monthly Returns for ALL Islamic Funds

Fund	Fund Manager	Performance Measure	Fund Domicile
1 Deutsche Noor Precious Metals Securities - Class A	DWS Noor Islamic Funds	10.45	Ireland
2 Al Qasr GCC Real Estate & Construction Equity Trading	Banque Saudi Fransi	7.25	Saudi Arabia
3 Amana Developing World Fund Institutional Shares	Saturna Capital	5.29	US
4 Meezan Islamic	Al Meezan Investment Management	5.01	Pakistan
5 Al Meezan Mutual	Al Meezan Investment Management	4.81	Pakistan
6 NBAD Islamic MENA Growth	First Abu Dhabi Bank	4.73	UAE
7 Meezan Tahaffuz Pension - Equity Sub	Al Meezan Investment Management	4.63	Pakistan
8 CIMB Islamic Equity Aggressive	Principal Asset Management	4.53	Malaysia
9 BIMB i-Growth	BIMB UNIT Trust Management (BUTM)	4.44	Malaysia
10 CIMB Islamic Asia Pacific Equity - MYR	Principal Asset Management	3.93	Malaysia
Eurekahedge Islamic Fund Index		2.00	

Based on 23.85% of funds which have reported December 2019 returns as at the 6th January 2020

Top 5 Monthly Returns for Global Islamic Funds

Fund	Fund Manager	Performance Measure	Fund Domicile
1 Deutsche Noor Precious Metals Securities - Class A	DWS Noor Islamic Funds	10.45	Ireland
2 Amana Income Investor	Saturna Capital	3.48	US
3 Amana Growth Investor	Saturna Capital	3.31	US
4 AmOasis Global Islamic Equity	AmInvestment Management	2.48	Malaysia
5 Amana Participation Institutional Shares	Saturna Capital	-0.17	US
Eurekahedge Islamic Fund Index		3.91	

Based on 15.63% of funds which have reported December 2019 returns as at the 6th January 2020

Top Annualized Returns for Islamic Gold Funds

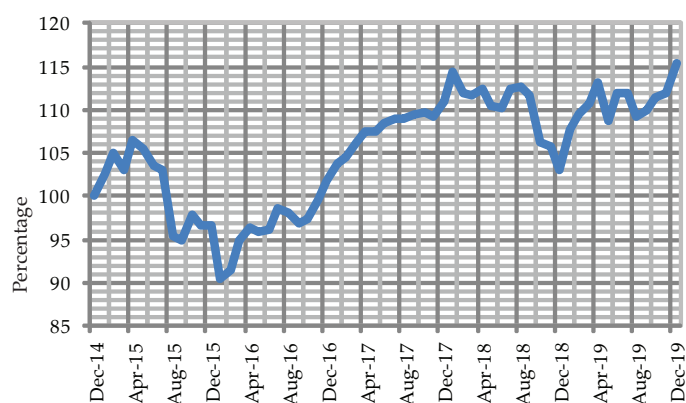
Fund	Fund Manager	Performance Measure	Fund Domicile
1 Deutsche Noor Precious Metals Securities - Class A	DWS Noor Islamic Funds	-3.31	Ireland
Eurekahedge Islamic Fund Index		5.40	

Based on 33.33% of funds which have reported December 2019 returns as at the 6th January 2020

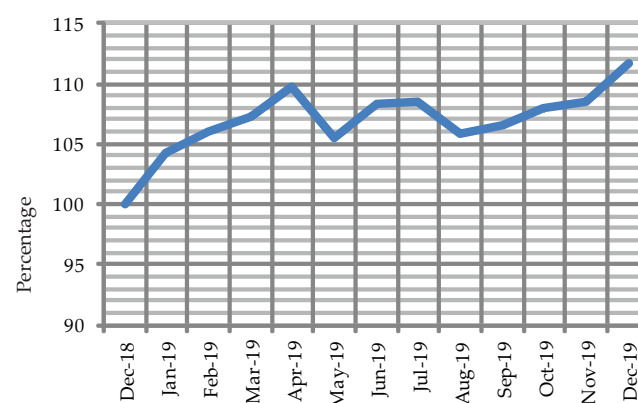
Comprehensive data from Eurekahedge will now feature the overall top 10 global and regional funds based on a specific duration (yield to date, annualized returns, monthly returns), Sharpe ratio as well as delve into specific asset classes in the global arena – equity, fixed income, money market, commodity, global investing (which would focus on funds investing with global mandate instead of a specific country or geographical region), fund of funds, real estate as well as the Sortino ratio. Each table covering the duration, region, asset class and ratio will be featured on a five-week rotational basis.

EUREKAHEDGE FUNDS TABLES

Eurekahedge Islamic Fund Equity Index over the last 5 years



Eurekahedge Islamic Fund Equity Index over the last 1 year



Top 10 Islamic Equity Funds by 3 Months Returns

Fund	Fund Manager	Performance Measure	Fund Domicile
1 Meezan Islamic	Al Meezan Investment Management	28.42	Pakistan
2 Al Meezan Mutual	Al Meezan Investment Management	28.35	Pakistan
3 Meezan Tahaffuz Pension - Equity Sub	Al Meezan Investment Management	28.26	Pakistan
4 Amana Income Investor	Saturna Capital	9.52	US
5 Amana Growth Investor	Saturna Capital	8.54	US
6 AmOasis Global Islamic Equity	AmInvestment Management	8.38	Malaysia
7 CIMB Islamic Equity Aggressive	Principal Asset Management	6.28	Malaysia
8 CIMB Islamic DALI Asia Pacific Equity Growth	Principal Asset Management	6.25	Malaysia
9 InterPac Dana Safi	Inter-Pacific Asset Management	5.01	Malaysia
10 CIMB Islamic DALI Equity	Principal Asset Management	4.52	Malaysia
Eurekahedge Islamic Fund Index		4.94	

Based on 21.43% of funds which have reported December 2019 returns as at the 6th January 2020

Top 10 Yield-To-Date Returns for ALL Islamic Funds

Fund	Fund Manager	Performance Measure	Fund Domicile
1 Al Qasr GCC Real Estate & Construction Equity Trading	Banque Saudi Fransi	40.08	Saudi Arabia
2 Deutsche Noor Precious Metals Securities - Class A	DWS Noor Islamic Funds	34.26	Ireland
3 Amana Growth Fund Investor	Saturna Capital	33.05	US
4 CIMB Islamic Small Cap	Principal Asset Management	29.00	Malaysia
5 Amana Income Fund Investor	Saturna Capital	25.22	US
6 AmOasis Global Islamic Equity	AmInvestment Management	18.86	Malaysia
7 Amana Developing World Fund Institutional Shares	Saturna Capital	18.72	US
8 CIMB Islamic Asia Pacific Equity - MYR	Principal Asset Management	18.35	Malaysia
9 CIMB Islamic DALI Asia Pacific Equity Growth	Principal Asset Management	15.73	Malaysia
10 Al Danah GCC Equity Trading	Banque Saudi Fransi	14.60	Saudi Arabia
Eurekahedge Islamic Fund Index		9.63	

Based on 23.85% of funds which have reported December 2019 returns as at the 6th January 2020

Contact Eurekahedge

To list your fund or update your fund information: islamicfunds@eurekahedge.com
For further details on Eurekahedge: information@eurekahedge.com Tel: +65 6212 0900

Disclaimer

Copyright Eurekahedge 2016, All Rights Reserved. You, the user, may freely use the data for internal purposes and may reproduce the index data provided that reference to Eurekahedge is provided in your dissemination and/or reproduction. The information is provided on an "as is" basis and you assume and will bear all risk or associated costs in its use, and neither Islamic Finance news, Eurekahedge nor its affiliates provide any express or implied warranty or representations as to originality, accuracy, completeness, timeliness, non-infringement, merchantability and fitness for any purpose.

