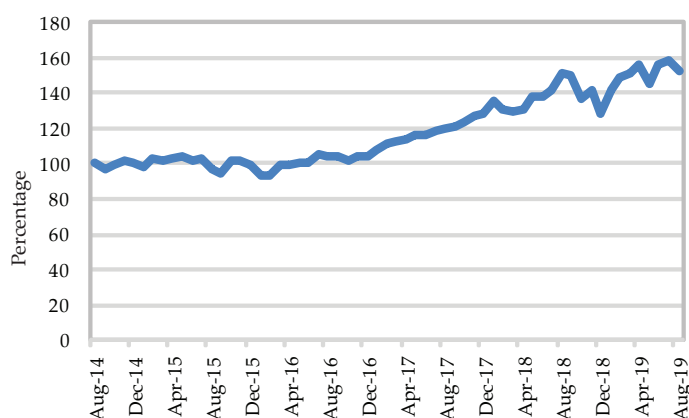
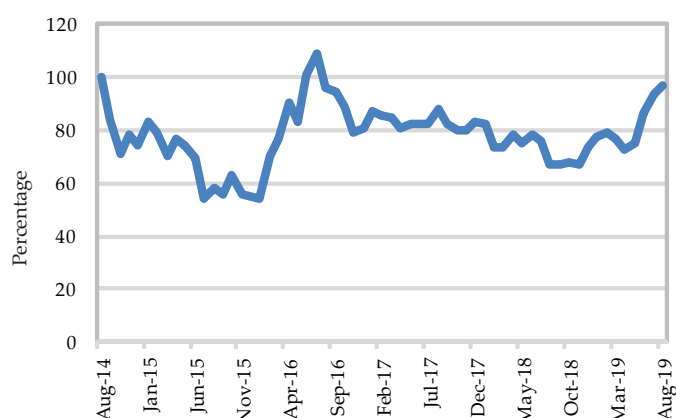


EUREKAHEDGE FUNDS TABLES

Eurekahedge North America Islamic Fund Index



Eurekahedge Islamic Fund Gold Index



Top 10 Monthly Returns for Asia Pacific Islamic Funds

Fund	Fund Manager	Performance Measure	Fund Domicile
1 CIMB Islamic Sukuk	Principal Asset Management	1.66	Malaysia
2 CIMB Principal Islamic Equity Growth Syariah	Principal Asset Management	1.16	Indonesia
3 Atlas Islamic Income	Atlas Asset Management	1.03	Pakistan
4 Meezan Islamic Income	Al Meezan Investment Management	0.93	Pakistan
5 Atlas Pension Islamic - Money Market Sub	Atlas Asset Management	0.90	Pakistan
6 Atlas Pension Islamic - Debt Sub	Atlas Asset Management	0.90	Pakistan
7 Meezan Sovereign	Al Meezan Investment Management	0.90	Pakistan
8 Meezan Cash	Al Meezan Investment Management	0.89	Pakistan
9 Meezan Tahaffuz Pension - Money Market Sub	Al Meezan Investment Management	0.86	Pakistan
10 Meezan Tahaffuz Pension - Debt Sub	Al Meezan Investment Management	0.86	Pakistan
Eurekahedge Islamic Fund Index		-1.99	

Based on 25.19% of funds which have reported August 2019 returns as at the 23rd September 2019

Top 10 Monthly Returns for Middle East/Africa Islamic Funds

Fund	Fund Manager	Performance Measure	Fund Domicile
1 Faisal Islamic Bank of Egypt Mutual	Hermes Fund Management	5.20	Egypt
2 Emirates Global Sukuk Fund Limited USD Institutional Share Class (Acc)	Emirates NBD Asset Management	1.80	Jersey
3 Emirates Islamic Money Market Fund Limited Institutional Share Class I USD	Emirates NBD Asset Management	0.21	Jersey
4 Boubyan Multi Asset Holding	Boubyan Capital Investment	0.21	Kuwait
5 Boubyan KD Money Market II	Boubyan Capital Investment	0.20	Kuwait
6 Boubyan USD Liquidity	Boubyan Capital Investment	0.18	Kuwait
7 Old Mutual Albaraka Equity - Class A	Old Mutual Investment Group	-0.99	South Africa
8 Emirates MENA Opportunities - Class A USD	Emirates NBD Asset Management	-2.70	Jersey
9 Jadwa Arab Markets Equity	Jadwa Investment	-4.79	Saudi Arabia
10 Jadwa GCC Equity	Jadwa Investment	-4.88	Saudi Arabia
Eurekahedge Islamic Fund Index		-0.56	

Based on 20% of funds which have reported August 2019 returns as at the 23rd September 2019

Top Annualized Returns for Islamic Gold Funds

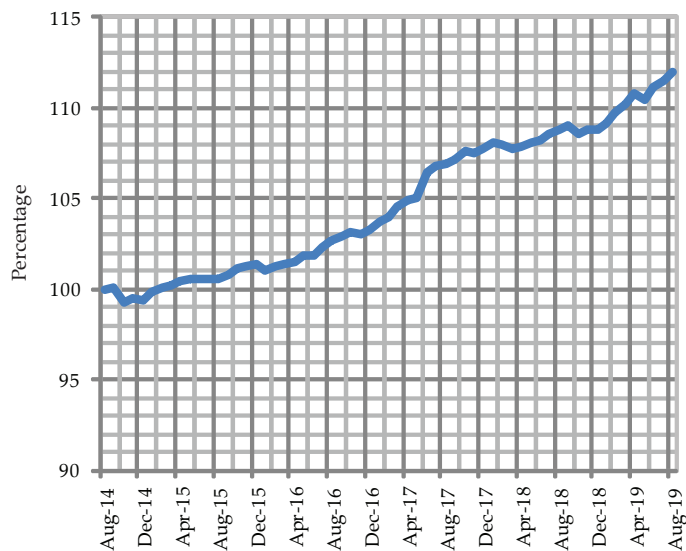
Fund	Fund Manager	Performance Measure	Fund Domicile
1 Deutsche Noor Precious Metals Securities - Class A	DWS Noor Islamic Funds	-3.40	Ireland
Eurekahedge Islamic Fund Index		-0.68	

Based on 33.33% of funds which have reported August 2019 returns as at the 23rd September 2019

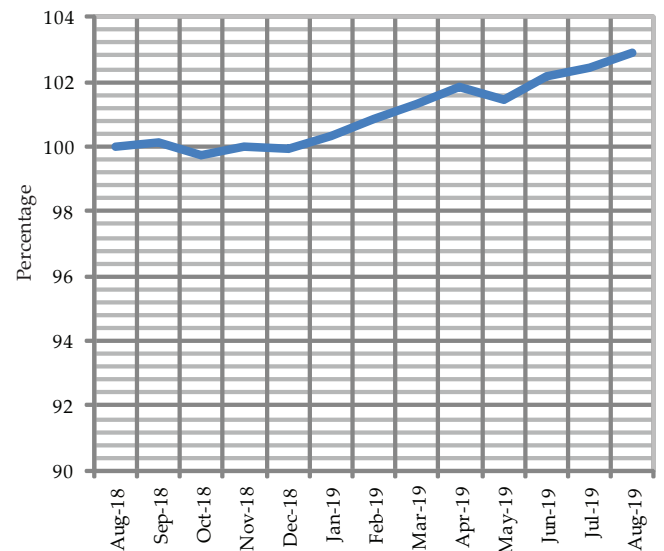
Comprehensive data from Eurekahedge will now feature the overall top 10 global and regional funds based on a specific duration (yield to date, annualized returns, monthly returns), Sharpe ratio as well as delve into specific asset classes in the global arena – equity, fixed income, money market, commodity, global investing (which would focus on funds investing with global mandate instead of a specific country or geographical region), fund of funds, real estate as well as the Sortino ratio. Each table covering the duration, region, asset class and ratio will be featured on a five-week rotational basis.

EUREKAHEDGE FUNDS TABLES

Eurekahedge Islamic Fund Money Market Index over the last 5 years



Eurekahedge Islamic Fund Money Market Index over the last 1 year



Top 4 Islamic Money Market Funds by 3 Months Returns

Fund	Fund Manager	Performance Measure	Fund Domicile
1 Atlas Pension Islamic - Money Market Sub	Atlas Asset Management	2.72	Pakistan
2 Meezan Tahaffuz Pension - Money Market Sub	Al Meezan Investment Management	2.52	Pakistan
3 CIMB Islamic Money Market	Principal Asset Management	0.06	Malaysia
4 CIMB Islamic Deposit	Principal Asset Management	-0.02	Malaysia
Eurekahedge Islamic Fund Index		1.39	

Based on 18.18% of funds which have reported August 2019 returns as at the 23rd September 2019

Top 10 Sortino Ratios for ALL Islamic Funds

Fund	Fund Manager	Performance Measure	Fund Domicile
1 Atlas Pension Islamic - Debt Sub	Atlas Asset Management	28.07	Pakistan
2 Meezan Tahaffuz Pension - Debt Sub	Al Meezan Investment Management	25.25	Pakistan
3 CIMB Islamic Money Market	Principal Asset Management	6.64	Malaysia
4 Atlas Pension Islamic - Money Market Sub	Atlas Asset Management	4.01	Pakistan
5 Amana Participation Fund Institutional Shares	Saturna Capital	3.44	US
6 QInvest Sukuk	QInvest	2.84	Cayman Islands
7 Emirates Global Sukuk Fund Limited USD Institutional Share Class (Acc)	Emirates NBD Asset Management	2.63	Jersey
8 Qinvest Spyglass US Growth	Spyglass Capital Management	1.83	Cayman Islands
9 Old Mutual Albaraka Equity - Class A	Old Mutual Investment Group	1.31	South Africa
10 WSF Global Equity - USD I	Cogent Asset Management	1.28	Guernsey
Eurekahedge Islamic Fund Index		0.16	

Based on 28.75% of funds which have reported August 2019 returns as at the 23rd September 2019

Contact Eurekahedge

To list your fund or update your fund information: islamicfunds@eurekahedge.com
For further details on Eurekahedge: information@eurekahedge.com Tel: +65 6212 0900

Disclaimer

Copyright Eurekahedge 2016, All Rights Reserved. You, the user, may freely use the data for internal purposes and may reproduce the index data provided that reference to Eurekahedge is provided in your dissemination and/or reproduction. The information is provided on an "as is" basis and you assume and will bear all risk or associated costs in its use, and neither Islamic Finance news, Eurekahedge nor its affiliates provide any express or implied warranty or representations as to originality, accuracy, completeness, timeliness, non-infringement, merchantability and fitness for any purpose.

