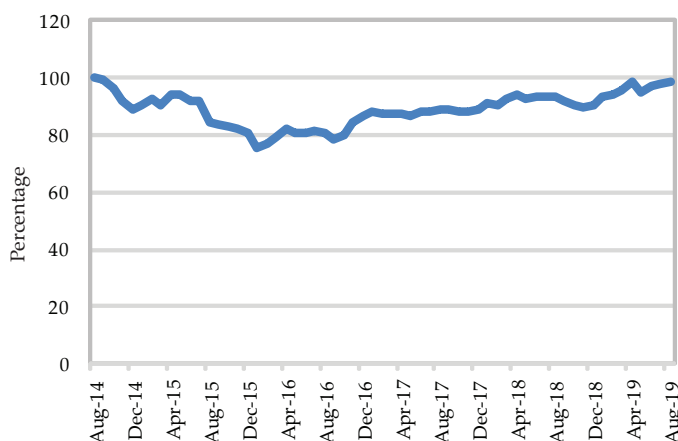
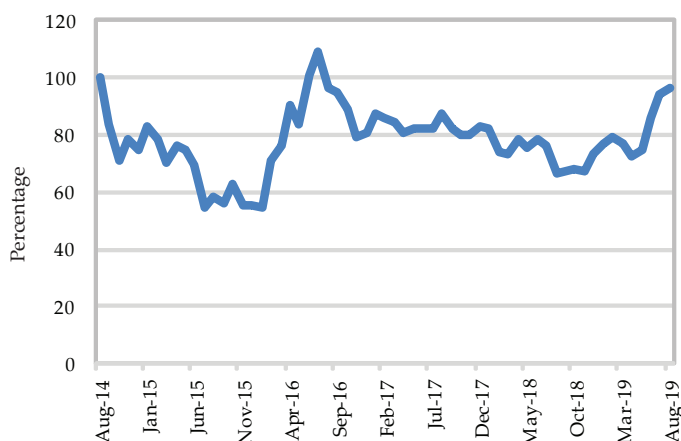


EUREKAHEDGE FUNDS TABLES

Eurekahedge Middle East/Africa Islamic Fund Index



Eurekahedge Islamic Fund Gold Index



Top 10 Annualized Returns for ALL Islamic Funds

Fund	Fund Manager	Performance Measure	Fund Domicile
1 Qinvest Spyglass US Growth	Spyglass Capital Management	14.70	Cayman Islands
2 Old Mutual Albaraka Equity - Class A	Old Mutual Investment Group	13.03	South Africa
3 Atlas Pension Islamic - Equity Sub	Atlas Asset Management	12.93	Pakistan
4 Amana Growth Investor	Saturna Capital	10.53	US
5 WSF Global Equity - USDI	Cogent Asset Management	10.00	Guernsey
6 Meezan Tahaffuz Pension - Equity Sub	Al Meezan Investment Management	9.95	Pakistan
7 Atlas Islamic Stock	Atlas Asset Management	9.22	Pakistan
8 Amana Income Investor	Saturna Capital	7.51	US
9 Meezan Tahaffuz Pension - Debt Sub	Al Meezan Investment Management	7.41	Pakistan
10 Atlas Pension Islamic - Money Market Sub	Atlas Asset Management	7.36	Pakistan
Eurekahedge Islamic Fund Index		2.93	

Based on 25.83% of funds which have reported August 2019 returns as at the 16th September 2019

Top 10 Annualized Standard Deviations for ALL Islamic Funds

Fund	Fund Manager	Performance Measure	Fund Domicile
1 CIMB Islamic Deposit	Principal Asset Management	0.14	Malaysia
2 Boubyan KD Money Market II	Boubyan Capital Investment	0.16	Kuwait
3 Boubyan USD Liquidity	Boubyan Capital Investment	0.20	Kuwait
4 CIMB Islamic Money Market	Principal Asset Management	0.24	Malaysia
5 Emirates Islamic Money Market Limited Institutional Share Class I USD	Emirates NBD Asset Management	0.24	Jersey
6 Affin Hwang Aiiman Cash I	Affin Hwang Asset Management	0.56	Malaysia
7 Meezan Tahaffuz Pension - Money Market Sub	Al Meezan Investment Management	0.89	Pakistan
8 Affin Hwang Aiiman Money Market	Affin Hwang Asset Management	0.93	Malaysia
9 Atlas Pension Islamic - Debt Sub	Atlas Asset Management	1.10	Pakistan
10 Meezan Tahaffuz Pension - Debt Sub	Al Meezan Investment Management	1.26	Pakistan
Eurekahedge Islamic Fund Index		7.72	

Based on 25.83% of funds which have reported August 2019 returns as at the 16th September 2019

Top Annualized Returns for Islamic Gold Funds

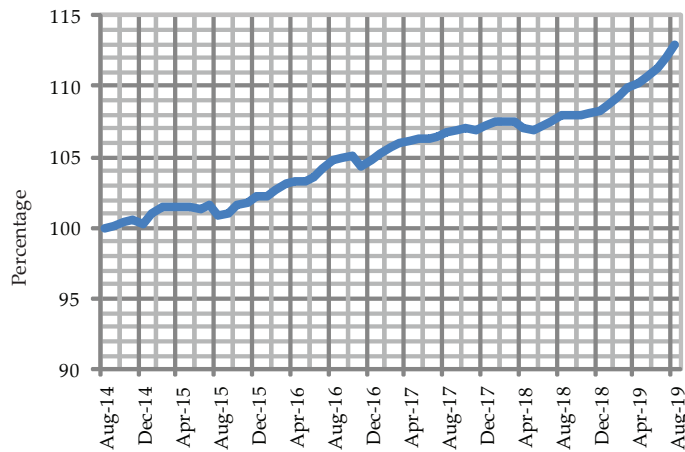
Fund	Fund Manager	Performance Measure	Fund Domicile
1 Deutsche Noor Precious Metals Securities - Class A	DWS Noor Islamic Funds	-3.64	Ireland
Eurekahedge Islamic Fund Index		-0.68	

Based on 33.33% of funds which have reported August 2019 returns as at the 16th September 2019

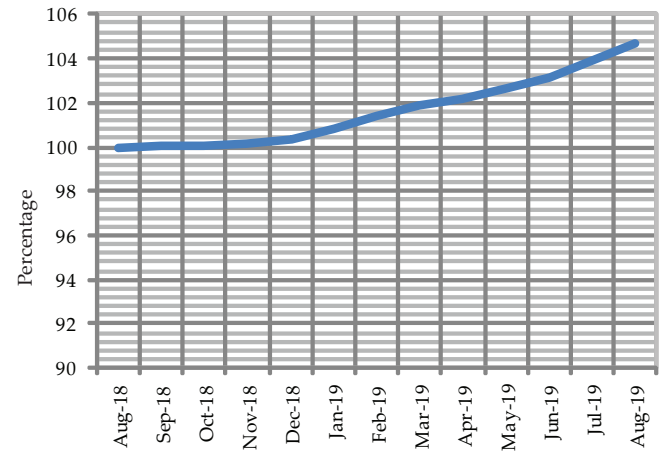
Comprehensive data from Eurekahedge will now feature the overall top 10 global and regional funds based on a specific duration (yield to date, annualized returns, monthly returns), Sharpe ratio as well as delve into specific asset classes in the global arena – equity, fixed income, money market, commodity, global investing (which would focus on funds investing with global mandate instead of a specific country or geographical region), fund of funds, real estate as well as the Sortino ratio. Each table covering the duration, region, asset class and ratio will be featured on a five-week rotational basis.

EUREKAHEDGE FUNDS TABLES

Eurekahedge Islamic Fund Fixed Income Index over the last 5 years



Eurekahedge Islamic Fund Fixed Income Index over the last 1 year



Top 7 Islamic Fixed Income Funds by 3 Months Returns

Fund	Fund Manager	Performance Measure	Fund Domicile
1 QInvest Sukuk	QInvest	4.72	Cayman Islands
2 CIMB Islamic Sukuk	Principal Asset Management	3.70	Malaysia
3 Atlas Pension Islamic - Debt Sub	Atlas Asset Management	2.68	Pakistan
4 CIMB Islamic Enhanced Sukuk	Principal Asset Management	2.57	Malaysia
5 Meezan Tahaffuz Pension - Debt Sub	Al Meezan Investment Management	2.53	Pakistan
6 BIMB Dana Al-Fakhim	BIMB UNIT Trust Management (BUTM)	0.02	Malaysia
7 Meezan Islamic Income	Al Meezan Investment Management	-4.78	Pakistan
Eurekahedge Islamic Fund Index		2.04	

Based on 23.33% of funds which have reported August 2019 returns as at the 16th September 2019

Top 10 Sharpe Ratios for ALL Islamic Funds

Fund	Fund Manager	Performance Measure	Fund Domicile
1 Boubyan KD Money Market II	Boubyan Capital Investment	10.74	Kuwait
2 Meezan Tahaffuz Pension - Money Market Sub	Al Meezan Investment Management	8.23	Pakistan
3 Atlas Pension Islamic - Debt Sub	Atlas Asset Management	6.24	Pakistan
4 Meezan Tahaffuz Pension - Debt Sub	Al Meezan Investment Management	5.88	Pakistan
5 Boubyan USD Liquidity	Boubyan Capital Investment	5.87	Kuwait
6 Emirates Islamic Money Market Fund Limited Institutional Share Class I USD	Emirates NBD Asset Management	5.33	Jersey
7 CIMB Islamic Money Market	Principal Asset Management	2.95	Malaysia
8 Atlas Pension Islamic - Money Market Sub	Atlas Asset Management	2.30	Pakistan
9 Amana Participation Fund Institutional Shares	Saturna Capital	1.62	US
10 Emirates Global Sukuk Fund Limited USD Institutional Share Class (Acc)	Emirates NBD Asset Management	1.52	Jersey
Eurekahedge Islamic Fund Index		0.12	

Based on 25.83% of funds which have reported August 2019 returns as at the 16th September 2019

Contact Eurekahedge

To list your fund or update your fund information: islamicfunds@eurekahedge.com
For further details on Eurekahedge: information@eurekahedge.com Tel: +65 6212 0900

Disclaimer

Copyright Eurekahedge 2016, All Rights Reserved. You, the user, may freely use the data for internal purposes and may reproduce the index data provided that reference to Eurekahedge is provided in your dissemination and/or reproduction. The information is provided on an "as is" basis and you assume and will bear all risk or associated costs in its use, and neither Islamic Finance news, Eurekahedge nor its affiliates provide any express or implied warranty or representations as to originality, accuracy, completeness, timeliness, non-infringement, merchantability and fitness for any purpose.

