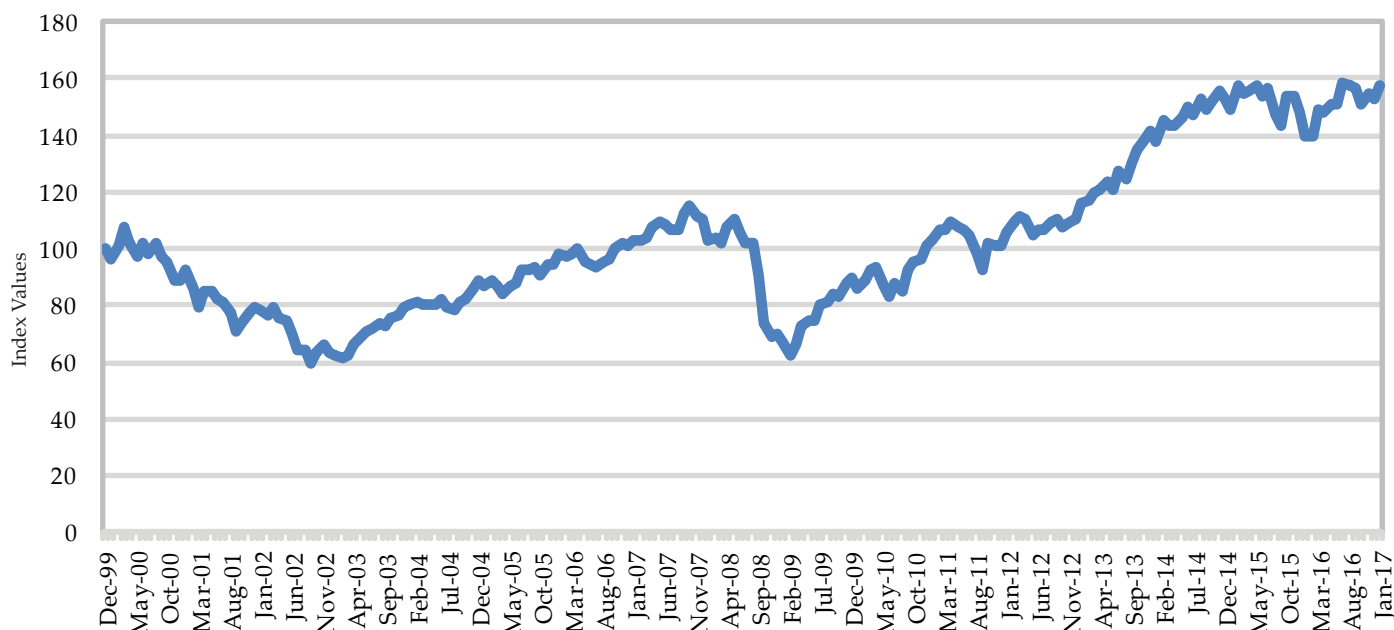


EUREKAHEDGE FUNDS TABLES

Eurekahedge North America Islamic Fund Index



Top 10 Monthly Returns for Asia Pacific Funds

| Fund | Fund Manager | Performance Measure | Fund Domicile |
|---|-----------------------------------|---------------------|---------------|
| 1 Hang Seng Islamic China Index | Hang Seng Investment Management | 6.34 | Hong Kong |
| 2 Al Naqaa Asia Growth | Banque Saudi Fransi | 5.78 | Saudi Arabia |
| 3 WSF Asian Pacific - USD I | Cogent Asset Management | 5.24 | Guernsey |
| 4 Eastspring Investments Dinasti Equity | Eastspring Investments | 5.19 | Malaysia |
| 5 CIMB Islamic Small Cap | CIMB-Principal Asset Management | 4.74 | Malaysia |
| 6 Libra Amanah Saham Wanita (ASNITA) | Libra Invest | 4.18 | Malaysia |
| 7 Am-Namaa' Asia-Pacific Equity Growth | AmInvestment Management | 4.02 | Malaysia |
| 8 PB Islamic Asia Equity | Public Mutual | 3.95 | Malaysia |
| 9 BIMB i-Growth | BIMB UNIT Trust Management (BUTM) | 3.84 | Malaysia |
| 10 Public China Ittikal | Public Mutual | 3.84 | Malaysia |
| Eurekahedge Islamic Fund Index | | 1.34 | |

Based on 75.00% of funds which have reported January 2017 returns as at the 27th February 2017

Top 10 Monthly Returns for Middle East/Africa Funds

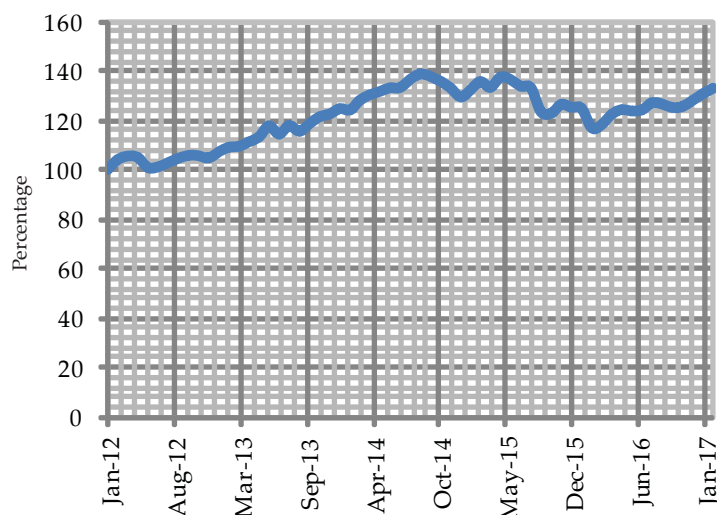
| Fund | Fund Manager | Performance Measure | Fund Domicile |
|---|-------------------------------------|---------------------|---------------|
| 1 Kuwait Investment | Kuwait Investment Company | 10.63 | Kuwait |
| 2 Al Baraka | Hermes Fund Management | 6.76 | Egypt |
| 3 Faisal Islamic Bank of Egypt Mutual | Hermes Fund Management | 6.48 | Egypt |
| 4 Riyadh Gulf | Riyadh Bank | 4.37 | Saudi Arabia |
| 5 Al Samaha Islamic | Union National Bank | 4.36 | UAE |
| 6 Emirates MENA Opportunities - Class A USD | Emirates NBD Asset Management | 3.61 | Jersey |
| 7 Al-Bashaer GCC Equity | Kuwait Finance & Investment Company | 3.33 | Bahrain |
| 8 Banque Misr No. 4 | HC Securities & Investment | 3.16 | Egypt |
| 9 Pak Oman Islamic Asset Allocation | Pak Oman Asset Management | 2.77 | Pakistan |
| 10 Al Rayan GCC (F) | Al Rayan Investment | 2.36 | Qatar |
| Eurekahedge Islamic Fund Index | | 1.24 | |

Based on 69.23% of funds which have reported January 2017 returns as at the 27th February 2017

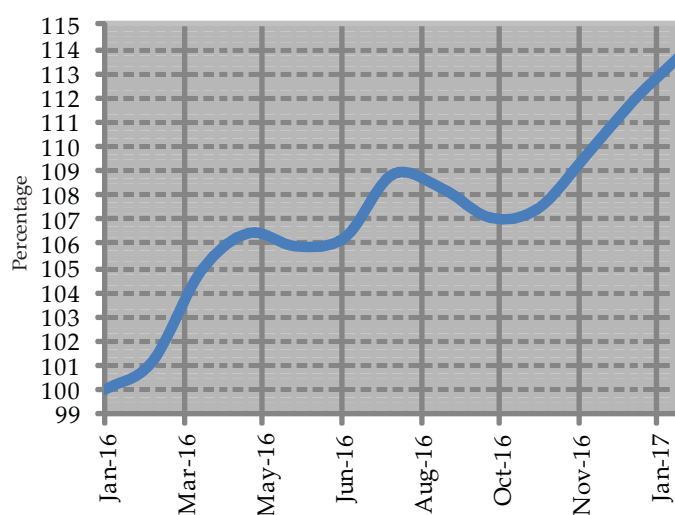
Comprehensive data from Eurekahedge will now feature the overall top 10 global and regional funds based on a specific duration (yield to date, annualized returns, monthly returns), Sharpe ratio as well as delve into specific asset classes in the global arena – equity, fixed income, money market, commodity, global investing (which would focus on funds investing with global mandate instead of a specific country or geographical region), fund of funds, real estate as well as the Sortino ratio. Each table covering the duration, region, asset class and ratio will be featured on a five-week rotational basis.

EUREKAHEDGE FUNDS TABLES

Eurekahedge Islamic Fund Equity Index over the last 5 years



Eurekahedge Islamic Fund Equity Index over the last 1 year



Top 10 Islamic Fund Money Market by 3 Months Returns

| Fund | Fund Manager | Performance Measure | Fund Domicile |
|---|---------------------------------|---------------------|---------------|
| 1 Atlas Pension Islamic - Money Market Sub | Atlas Asset Management | 1.45 | Pakistan |
| 2 Meezan Tahaffuz Pension - Money Market Sub | Al Meezan Investment Management | 1.18 | Pakistan |
| 3 PB Islamic Cash Management | Public Mutual | 0.81 | Malaysia |
| 4 Al-Mubarak SAR Trade | Arab National Bank | 0.75 | Saudi Arabia |
| 5 Public Islamic Money Market | Public Mutual | 0.75 | Malaysia |
| 6 Apex Dana Al Kanz | Apex Investment Services | 0.75 | Malaysia |
| 7 International Trade Finance - (Sunbullah SAR) | Samba Financial Group | 0.74 | Saudi Arabia |
| 8 Kenanga Islamic Money Market | Kenanga Investors | 0.72 | Malaysia |
| 9 PB Islamic Cash Plus | Public Mutual | 0.71 | Malaysia |
| 10 Commodity Trading - SAR | Riyad Bank | 0.70 | Saudi Arabia |
| Eurekahedge Islamic Fund Index | | 0.45 | |

Based on 80.00% of funds which have reported January 2017 returns as at the 27th February 2017

Top 10 Islamic Global by 3 Months Returns

| Fund | Fund Manager | Performance Measure | Fund Domicile |
|---|-----------------------------------|---------------------|----------------|
| 1 Al-Ameen Islamic Active Allocation Plan - V | UBL Fund Managers | 18.22 | Pakistan |
| 2 Al-Ameen Islamic Active Allocation Plan - I | UBL Fund Managers | 18.13 | Pakistan |
| 3 Al-Ameen Islamic Active Allocation Plan - II | UBL Fund Managers | 18.05 | Pakistan |
| 4 Al-Ameen Islamic Active Allocation Plan - III | UBL Fund Managers | 17.98 | Pakistan |
| 5 Al-Ameen Islamic Active Allocation Plan - IV | UBL Fund Managers | 17.93 | Pakistan |
| 6 EFH Islamic Financial Institution USD | QInvest | 13.15 | Luxembourg |
| 7 Al-Mubarak Balanced | Arab National Bank | 6.59 | Saudi Arabia |
| 8 QInvest GAM Sharia'a | GAM International Management | 6.08 | Cayman Islands |
| 9 Al Shuja'a Sharia Compliant | Riyad Bank | 4.89 | Saudi Arabia |
| 10 Crescent Balanced Progressive Fund of Funds | Oasis Crescent Management Company | 4.89 | South Africa |
| Eurekahedge Islamic Fund Index | | 3.14 | |

Based on 72.92% of funds which have reported January 2017 returns as at the 27th February 2017

Contact Eurekahedge

To list your fund or update your fund information: islamicfunds@eurekahedge.com
For further details on Eurekahedge: information@eurekahedge.com Tel: +65 6212 0900

Disclaimer

Copyright Eurekahedge 2016, All Rights Reserved. You, the user, may freely use the data for internal purposes and may reproduce the index data provided that reference to Eurekahedge is provided in your dissemination and/or reproduction. The information is provided on an "as is" basis and you assume and will bear all risk or associated costs in its use, and neither Islamic Finance news, Eurekahedge nor its affiliates provide any express or implied warranty or representations as to originality, accuracy, completeness, timeliness, non-infringement, merchantability and fitness for any purpose.

