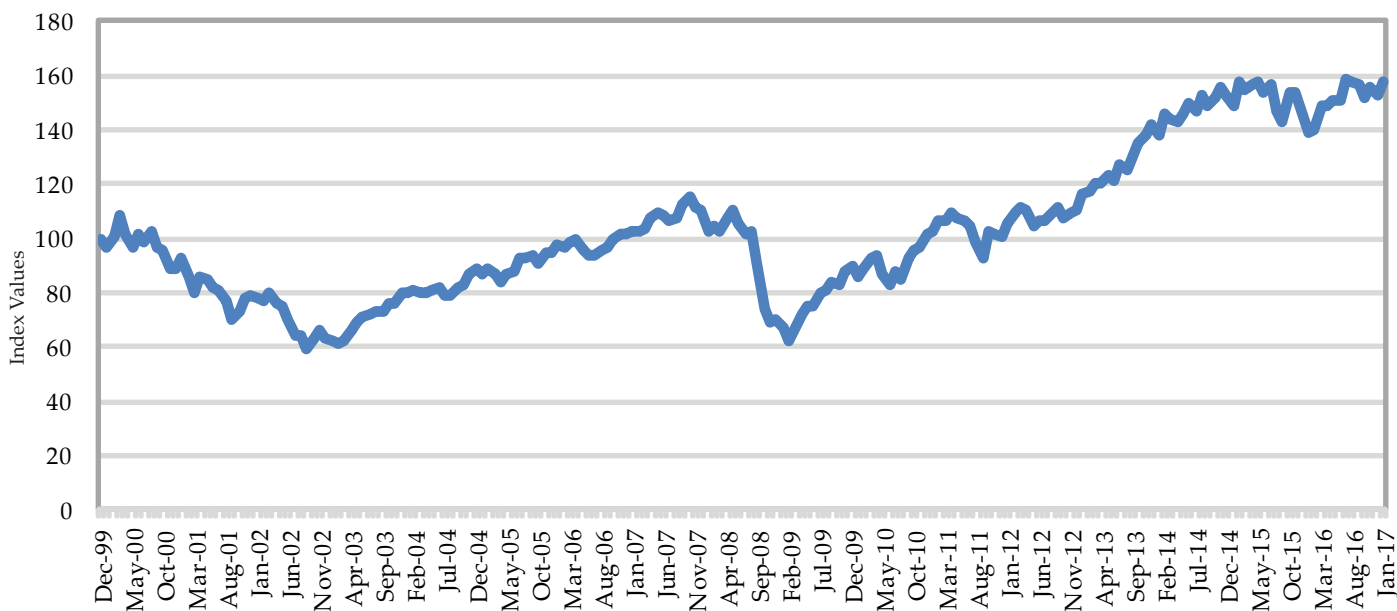


# EUREKAHEDGE FUNDS TABLES

## Eurekahedge North America Islamic Fund Index



### Top 10 Annualized Returns for ALL Funds

Fund	Fund Manager	Performance Measure	Fund Domicile
1 Al-Ameen Islamic Active Allocation Plan - III	UBL Fund Managers	25.40	Pakistan
2 Atlas Pension Islamic - Equity Sub	Atlas Asset Management	23.11	Pakistan
3 Al-Ameen Islamic Active Allocation Plan - II	UBL Fund Managers	23.08	Pakistan
4 Meezan Tahaffuz Pension - Equity Sub	Al Meezan Investment Management	20.89	Pakistan
5 Al-Ameen Islamic Active Allocation Plan - I	UBL Fund Managers	18.44	Pakistan
6 Al-Ameen Shariah Stock	UBL Fund Managers	17.79	Pakistan
7 Atlas Islamic Stock	Atlas Asset Management	17.65	Pakistan
8 WSF Global Equity - USD I	Cogent Asset Management	10.64	Guernsey
9 Al Raed Saudi Equity	Samba Financial Group	10.42	Saudi Arabia
10 QInvest Edgewood Sharia'a	QInvest	9.90	Cayman Islands
<b>Eurekahedge Islamic Fund Index</b>		<b>3.02</b>	

Based on 42.70% of funds which have reported January 2017 returns as at the 13<sup>th</sup> February 2017

### Top 10 Annualized Standard Deviation for ALL funds

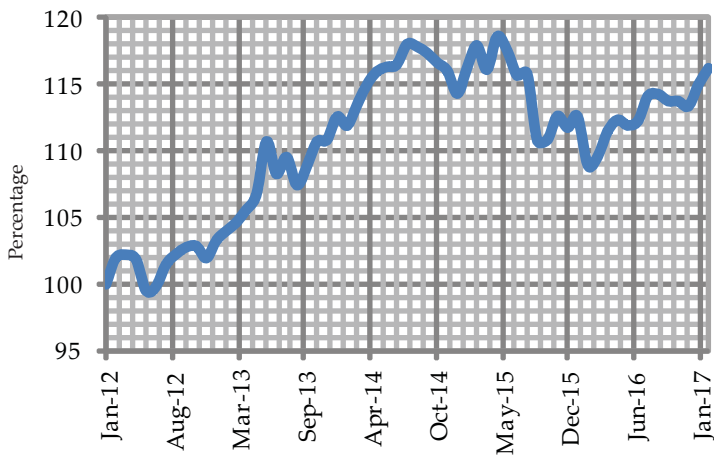
Fund	Fund Manager	Performance Measure	Fund Domicile
1 Boubyan KWD Money Market	Boubyan Bank	0.06	Cayman Islands
2 Boubyan USD Liquidity	Boubyan Capital Investment Company	0.07	Kuwait
3 CIMB Islamic Deposit	UOB Asset Management	0.16	Malaysia
4 CIMB Islamic Money Market	UOB Asset Management	0.20	Malaysia
5 Emirates Islamic Money Market Limited Institutional Share Class I USD	Emirates NBD Asset Management	0.23	Jersey
6 Watani USD Money Market	National Bank of Kuwait	0.33	Cayman Islands
7 Al Rajhi Commodity Mudarabah - USD	Al Rajhi Bank	0.47	Saudi Arabia
8 Al Badr Murabaha SAR	Banque Saudi Fransi	0.50	Saudi Arabia
9 Watani KD Money Market	National Bank of Kuwait	0.51	Cayman Islands
10 Affin Hwang Aiiman Cash I	Asian Islamic Investment Management	0.58	Malaysia
<b>Eurekahedge Islamic Fund Index</b>		<b>8.08</b>	

Based on 42.70% of funds which have reported January 2017 returns as at the 13<sup>th</sup> February 2017

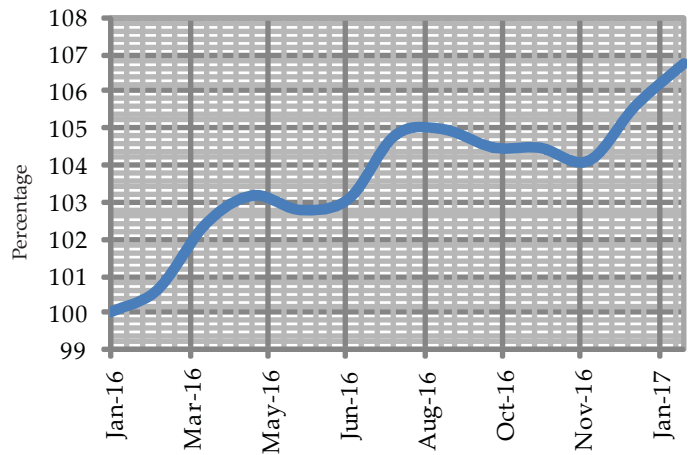
Comprehensive data from Eurekahedge will now feature the overall top 10 global and regional funds based on a specific duration (yield to date, annualized returns, monthly returns), Sharpe ratio as well as delve into specific asset classes in the global arena – equity, fixed income, money market, commodity, global investing (which would focus on funds investing with global mandate instead of a specific country or geographical region), fund of funds, real estate as well as the Sortino ratio. Each table covering the duration, region, asset class and ratio will be featured on a five-week rotational basis.

# EUREKAHEDGE FUNDS TABLES

Eurekahedge Islamic Fund Balanced Index over the last 5 years



Eurekahedge Islamic Fund Balanced Index over the last 1 year



Top 10 Islamic Fund Money Market by 3 Months Returns

Fund	Fund Manager	Performance Measure	Fund Domicile
1 Atlas Pension Islamic - Money Market Sub	Atlas Asset Management	1.45	Pakistan
2 Meezan Tahaffuz Pension - Money Market Sub	Al Meezan Investment Management	1.18	Pakistan
3 Al-Mubarak SAR Trade	Arab National Bank	0.75	Saudi Arabia
4 Apex Dana Al Kanz	Apex Investment Services	0.75	Malaysia
5 Al Rajhi Commodity Mudarabah - USD	Al Rajhi Bank	0.48	Saudi Arabia
6 Al-Mubarak USD Trade	Arab National Bank	0.28	Saudi Arabia
7 Watani KD Money Market	National Bank of Kuwait	0.14	Cayman Islands
8 CIMB Islamic Money Market	UOB Asset Management	0.04	Malaysia
9 Watani USD Money Market	National Bank of Kuwait	0.03	Cayman Islands
10 Al Badr Murabaha Fund USD	Banque Saudi Fransi	-0.01	Saudi Arabia
<b>Eurekahedge Islamic Fund Index</b>		<b>0.21</b>	

Based on 40.00% of funds which have reported January 2017 returns as at the 13<sup>th</sup> February 2017

Top 10 Islamic Fund of Funds by 3 Months Returns

Fund	Fund Manager	Performance Measure	Fund Domicile
1 Al-Ameen Islamic Active Allocation Plan - V	UBL Fund Managers	18.22	Pakistan
2 Al-Ameen Islamic Active Allocation Plan - I	UBL Fund Managers	18.13	Pakistan
3 Al-Ameen Islamic Active Allocation Plan - II	UBL Fund Managers	18.05	Pakistan
4 Al-Ameen Islamic Active Allocation Plan - III	UBL Fund Managers	17.98	Pakistan
5 Al-Ameen Islamic Active Allocation Plan - IV	UBL Fund Managers	17.93	Pakistan
6 Al Rajhi Multi Asset Growth	Al Rajhi Bank	8.67	Saudi Arabia
7 Al-Mubarak Balanced	Arab National Bank	6.59	Saudi Arabia
8 Al Yusr Tamoh Multi Asset	Alawwal Invest	5.46	Saudi Arabia
9 Crescent Balanced Progressive Fund of Funds	Oasis Crescent Management Company	4.89	South Africa
10 Al Yusr Mizan Multi Asset	Alawwal Invest	3.15	Saudi Arabia
<b>Eurekahedge Islamic Fund Index</b>		<b>9.53</b>	

Based on 81.00% of funds which have reported January 2017 returns as at the 13<sup>th</sup> February 2017

#### Contact Eurekahedge

To list your fund or update your fund information: [islamicfunds@eurekahedge.com](mailto:islamicfunds@eurekahedge.com)  
For further details on Eurekahedge: [information@eurekahedge.com](mailto:information@eurekahedge.com) Tel: +65 6212 0900

#### Disclaimer

Copyright Eurekahedge 2016, All Rights Reserved. You, the user, may freely use the data for internal purposes and may reproduce the index data provided that reference to Eurekahedge is provided in your dissemination and/or reproduction. The information is provided on an "as is" basis and you assume and will bear all risk or associated costs in its use, and neither Islamic Finance news, Eurekahedge nor its affiliates provide any express or implied warranty or representations as to originality, accuracy, completeness, timeliness, non-infringement, merchantability and fitness for any purpose.

