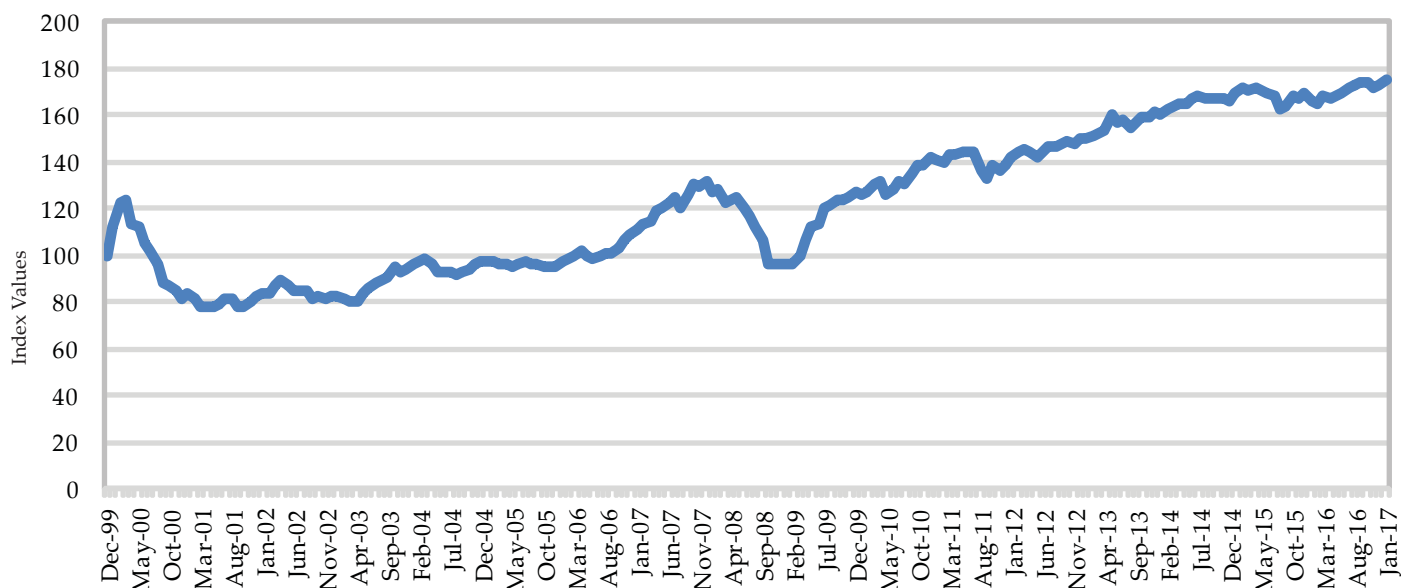


EUREKAHEDGE FUNDS TABLES

Eurekahedge Asia Pacific Islamic Fund Index



Top 10 Yield-to-Date Returns for ALL Funds

Fund	Fund Manager	Performance Measure	Fund Domicile
1 Deutsche Noor Precious Metals Securities - Class A	DWS Noor Islamic Funds	8.12	Ireland
2 Al Baraka	Hermes Fund Management	6.76	Egypt
3 Faisal Islamic Bank of Egypt Mutual	Hermes Fund Management	6.48	Egypt
4 iShares MSCI Emerging Markets Islamic UCITS ETF	BlackRock Advisors (UK)	5.84	Ireland
5 CIMB Islamic Greater China Equity	UOB Asset Management	5.81	Malaysia
6 WSF Asian Pacific - USD I	Cogent Asset Management	5.24	Guernsey
7 CIMB Islamic Small Cap	CIMB-Principal Asset Management	4.74	Malaysia
8 BIMB i-Growth	BIMB UNIT Trust Management (BUTM)	3.84	Malaysia
9 Affin Hwang Aiiman Equity	Asian Islamic Investment Management	3.62	Malaysia
10 Azzad Ethical	Azzad Asset Management	3.62	US
Eurekahedge Islamic Fund Index		1.78	

Based on 24.73% of funds which have reported January 2017 returns as at the 6th February 2017

Top 10 Sharpe Ratio for ALL Funds

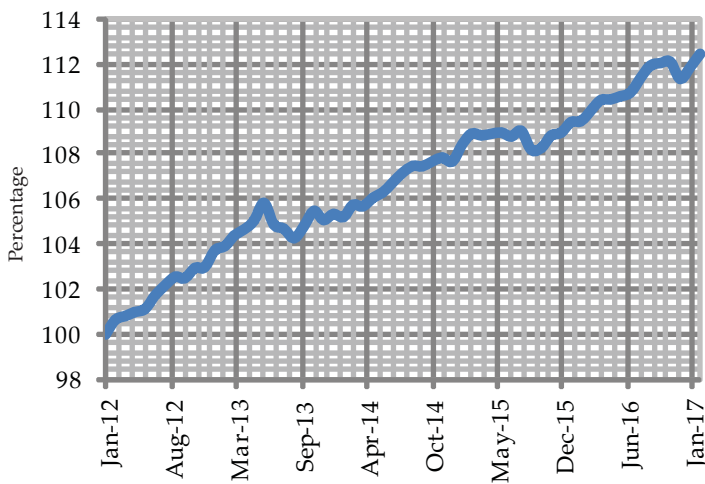
Fund	Fund Manager	Performance Measure	Fund Domicile
1 Meezan Tahaffuz Pension - Money Market Sub	Al Meezan Investment Management	9.44	Pakistan
2 Al Rajhi Commodity Mudarabah - USD	Al Rajhi Bank	6.36	Saudi Arabia
3 Atlas Pension Islamic - Debt Sub	Atlas Asset Management	6.33	Pakistan
4 Meezan Tahaffuz Pension - Debt Sub	Al Meezan Investment Management	6.32	Pakistan
5 CIMB Islamic Money Market	UOB Asset Management	4.70	Malaysia
6 Emirates Islamic Money Market Limited Institutional Share Class I USD	Emirates NBD Asset Management	4.51	Jersey
7 Atlas Pension Islamic - Money Market Sub	Atlas Asset Management	1.94	Pakistan
8 Emirates Global Sukuk Limited USD Institutional Share Class (Acc)	Emirates NBD Asset Management	1.38	Jersey
9 Atlas Pension Islamic - Equity Sub	Atlas Asset Management	1.03	Pakistan
10 Al-Mubarak USD Trade	Arab National Bank	0.94	Saudi Arabia
Eurekahedge Islamic Fund Index		0.13	

Based on 24.73% of funds which have reported January 2017 returns as at the 6th February 2017

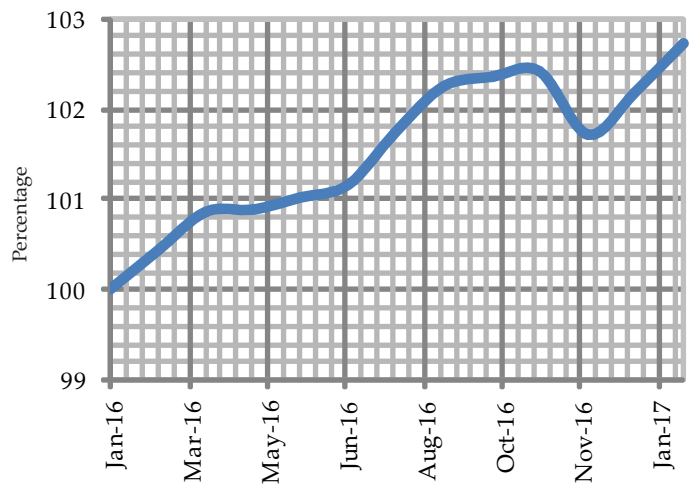
Comprehensive data from Eurekahedge will now feature the overall top 10 global and regional funds based on a specific duration (yield to date, annualized returns, monthly returns), Sharpe ratio as well as delve into specific asset classes in the global arena – equity, fixed income, money market, commodity, global investing (which would focus on funds investing with global mandate instead of a specific country or geographical region), fund of funds, real estate as well as the Sortino ratio. Each table covering the duration, region, asset class and ratio will be featured on a five-week rotational basis.

EUREKAHEDGE FUNDS TABLES

Eurekahedge Islamic Fund Fixed Income Index over the last 5 years



Eurekahedge Islamic Fund Fixed Income Index over the last 1 year



Top 10 Islamic Fund Equity by 3 Months Returns

Fund	Fund Manager	Performance Measure	Fund Domicile
1 Al Baraka	Hermes Fund Management	52.70	Egypt
2 Faisal Islamic Bank of Egypt Mutual	Hermes Fund Management	41.50	Egypt
3 Al Rajhi Petrochemical and Cement Equity	Al Rajhi Bank	23.22	Saudi Arabia
4 Al Meezan Mutual	Al Meezan Investment Management	22.53	Pakistan
5 Meezan Tahaffuz Pension - Equity Sub	Al Meezan Investment Management	22.53	Pakistan
6 Atlas Pension Islamic - Equity Sub	Atlas Asset Management	22.41	Pakistan
7 Atlas Islamic Stock	Atlas Asset Management	22.32	Pakistan
8 Meezan Islamic	Al Meezan Investment Management	22.02	Pakistan
9 Al Rajhi Saudi Equity	Al Rajhi Bank	18.43	Saudi Arabia
10 Al Rajhi GCC Equity	Al Rajhi Bank	15.68	Saudi Arabia
Eurekahedge Islamic Fund Index		6.60	

Based on 25.98% of funds which have reported January 2017 returns as at the 6th February 2017

Top 10 Sortino Ratio for ALL Funds

Fund	Fund Manager	Performance Measure	Fund Domicile
1 Atlas Pension Islamic - Debt Sub	Atlas Asset Management	26.19	Pakistan
2 Meezan Tahaffuz Pension - Debt Sub	Al Meezan Investment Management	25.10	Pakistan
3 CIMB Islamic Money Market	UOB Asset Management	12.20	Malaysia
4 Atlas Pension Islamic - Money Market Sub	Atlas Asset Management	3.34	Pakistan
5 Al-Mubarak SAR Trade	Arab National Bank	2.25	Saudi Arabia
6 Emirates Global Sukuk Limited USD Institutional Share Class (Acc)	Emirates NBD Asset Management	2.25	Jersey
7 Al-Mubarak USD Trade	Arab National Bank	2.01	Saudi Arabia
8 Atlas Pension Islamic - Equity Sub	Atlas Asset Management	1.75	Pakistan
9 Crescent Balanced Progressive Fund of Funds	Oasis Crescent Management Company	1.45	South Africa
10 Al Rajhi Multi Asset Balanced	Al Rajhi Bank	1.44	Saudi Arabia
Eurekahedge Islamic Fund Index		0.34	

Based on 24.73% of funds which have reported January 2017 returns as at the 6th February 2017

Contact Eurekahedge

To list your fund or update your fund information: islamicfunds@eurekahedge.com
For further details on Eurekahedge: information@eurekahedge.com Tel: +65 6212 0900

Disclaimer

Copyright Eurekahedge 2016, All Rights Reserved. You, the user, may freely use the data for internal purposes and may reproduce the index data provided that reference to Eurekahedge is provided in your dissemination and/or reproduction. The information is provided on an "as is" basis and you assume and will bear all risk or associated costs in its use, and neither Islamic Finance news, Eurekahedge nor its affiliates provide any express or implied warranty or representations as to originality, accuracy, completeness, timeliness, non-infringement, merchantability and fitness for any purpose.

