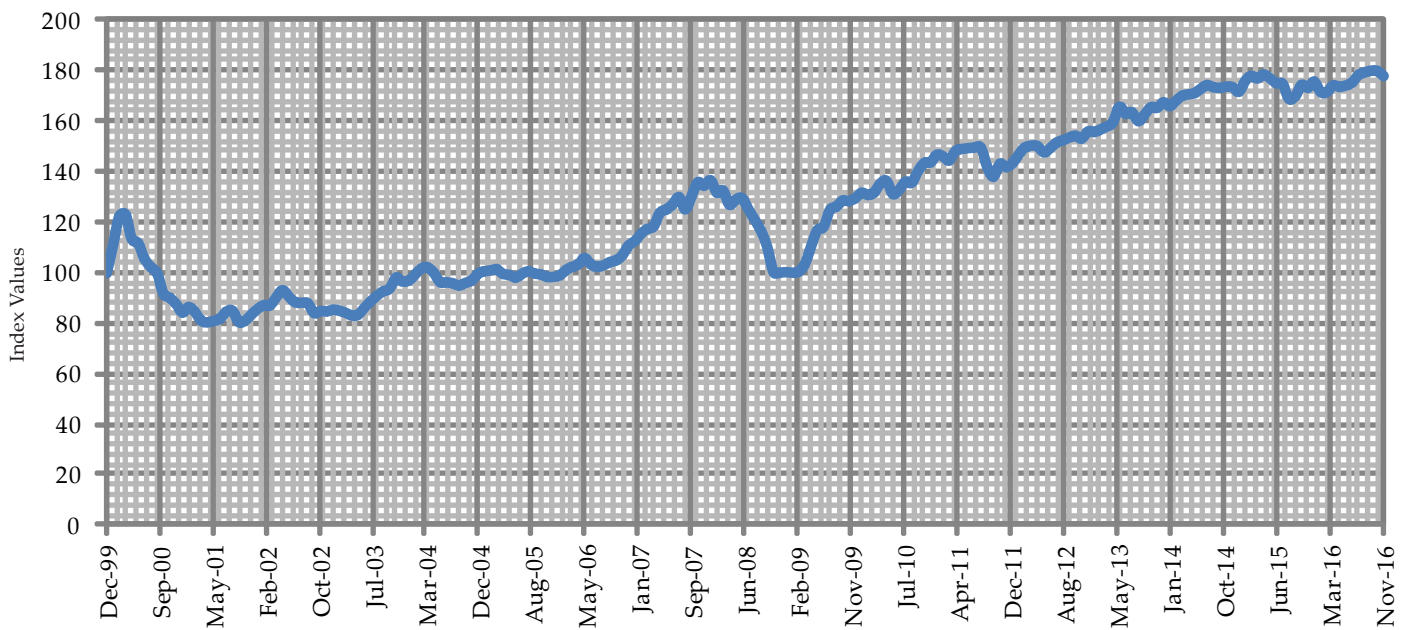


EUREKAHEDGE FUNDS TABLES

Eurekahedge Asia Pacific Islamic Fund Index



Top 10 Yield-to-Date Returns for ALL Funds

Fund	Fund Manager	Performance Measure	Fund Domicile
1 Sanabel	HC Securities & Investment	49.63	Egypt
2 Deutsche Noor Precious Metals Securities - Class A	DWS Noor Islamic Funds	49.11	Ireland
3 Al Baraka	Hermes Fund Management	45.28	Egypt
4 JS Islamic	JS Investments	42.53	Pakistan
5 Banque Misr No. 4	HC Securities & Investment	39.25	Egypt
6 Faisal Islamic Bank of Egypt Mutual	Hermes Fund Management	37.02	Egypt
7 Atlas Islamic Stock	Atlas Asset Management	27.80	Pakistan
8 Atlas Pension Islamic - Equity Sub	Atlas Asset Management	26.88	Pakistan
9 Meezan Tahaffuz Pension - Equity Sub	Al Meezan Investment Management	25.03	Pakistan
10 Meezan Islamic	Al Meezan Investment Management	24.19	Pakistan
Eurekahedge Islamic Fund Index		2.76	

Based on 86.49% of funds which have reported November 2016 returns as at the 3rd January 2017

Top 10 Sharpe Ratio for ALL Funds

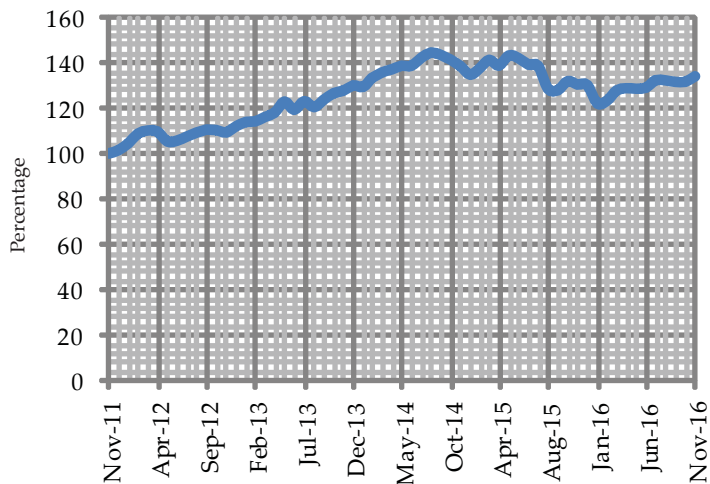
Fund	Fund Manager	Performance Measure	Fund Domicile
1 Public Islamic Money Market	Public Mutual	20.65	Malaysia
2 PB Islamic Cash Management	Public Mutual	17.56	Malaysia
3 PB Islamic Cash Plus	Public Mutual	12.41	Malaysia
4 Meezan Tahaffuz Pension - Money Market Sub	Al Meezan Investment Management	9.64	Pakistan
5 Meezan Tahaffuz Pension - Debt Sub	Al Meezan Investment Management	6.46	Pakistan
6 Al Rajhi Commodity Mudarabah - USD	Al Rajhi Bank	6.36	Saudi Arabia
7 Atlas Pension Islamic - Debt Sub	Atlas Asset Management	6.36	Pakistan
8 FALCOM SAR Murabaha	FALCOM Financial Services	5.92	Saudi Arabia
9 MNC Dana Syariah	MNC Asset Management	5.33	Indonesia
10 KAF Dana al-Iddikhar	KAF Investment Funds	4.74	Malaysia
Eurekahedge Islamic Fund Index		0.11	

Based on 86.49% of funds which have reported November 2016 returns as at the 3rd January 2017

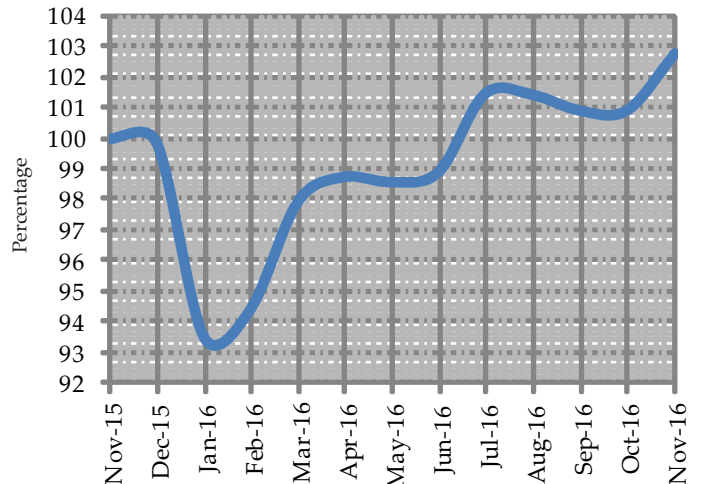
Comprehensive data from Eurekahedge will now feature the overall top 10 global and regional funds based on a specific duration (yield to date, annualized returns, monthly returns), Sharpe ratio as well as delve into specific asset classes in the global arena – equity, fixed income, money market, commodity, global investing (which would focus on funds investing with global mandate instead of a specific country or geographical region), fund of funds, real estate as well as the Sortino ratio. Each table covering the duration, region, asset class and ratio will be featured on a five-week rotational basis.

EUREKAHEDGE FUNDS TABLES

Eurekahedge Islamic Fund Equity Index over the last 5 years



Eurekahedge Islamic Fund Equity Index over the last 1 year



Top 10 Islamic Fund Equity by 3 Months Returns

Fund	Fund Manager	Performance Measure	Fund Domicile
1 Al Baraka	Hermes Fund Management	33.80	Egypt
2 Sanabel	HC Securities & Investment	31.70	Egypt
3 Banque Misr No. 4	HC Securities & Investment	28.61	Egypt
4 Faisal Islamic Bank of Egypt Mutual	Hermes Fund Management	26.61	Egypt
5 JS Islamic	JS Investments	16.31	Pakistan
6 Jadwa Saudi Equity	Jadwa Investment	11.70	Saudi Arabia
7 Al Rajhi Saudi Equity	Al Rajhi Bank	11.21	Saudi Arabia
8 Saudi Companies	The Saudi Investment Bank	11.12	Saudi Arabia
9 FALCOM Saudi Equity	FALCOM Financial Services	10.84	Saudi Arabia
10 Al Rajhi Petrochemical and Cement Equity	Al Rajhi Bank	9.55	Saudi Arabia
Eurekahedge Islamic Fund Index		1.32	

Based on 85.00% of funds which have reported November 2016 returns as at the 3rd January 2017

Top 10 Islamic Fund Globally-Investing by 3 Months Returns

Fund	Fund Manager	Performance Measure	Fund Domicile
1 Al-Ameen Islamic Active Allocation Plan - II	UBL Fund Managers	5.07	Pakistan
2 Al-Ameen Islamic Active Allocation Plan - IV	UBL Fund Managers	5.05	Pakistan
3 Al-Ameen Islamic Active Allocation Plan - I	UBL Fund Managers	5.00	Pakistan
4 Al-Ameen Islamic Active Allocation Plan - III	UBL Fund Managers	4.89	Pakistan
5 Al-Ameen Islamic Active Allocation Plan - V	UBL Fund Managers	4.67	Pakistan
6 CIMB Islamic Greater China Equity	UOB Asset Management	3.98	Malaysia
7 Al Rajhi Commodity Mudarabah - USD	Al Rajhi Bank	0.46	Saudi Arabia
8 Watani KD Money Market	National Bank of Kuwait	0.13	Cayman Islands
9 Watani USD Money Market	National Bank of Kuwait	0.03	Cayman Islands
10 Jadwa Global Sukuk	Jadwa Investment	-0.25	Saudi Arabia
Eurekahedge Islamic Fund Index		(1.84)	

Based on 92.86% of funds which have reported November 2016 returns as at the 3rd January 2017

Contact Eurekahedge

To list your fund or update your fund information: islamicfunds@eurekahedge.com
For further details on Eurekahedge: information@eurekahedge.com Tel: +65 6212 0900

Disclaimer

Copyright Eurekahedge 2016, All Rights Reserved. You, the user, may freely use the data for internal purposes and may reproduce the index data provided that reference to Eurekahedge is provided in your dissemination and/or reproduction. The information is provided on an "as is" basis and you assume and will bear all risk or associated costs in its use, and neither Islamic Finance news, Eurekahedge nor its affiliates provide any express or implied warranty or representations as to originality, accuracy, completeness, timeliness, non-infringement, merchantability and fitness for any purpose.

