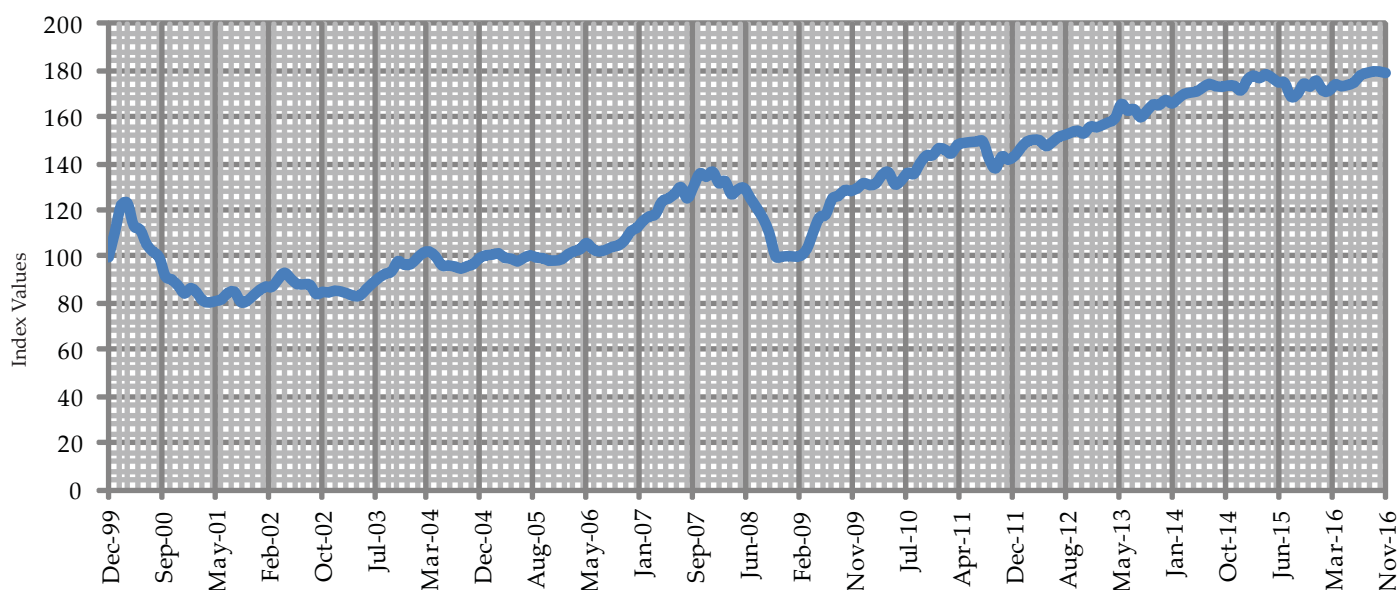


Eurekahedge Asia Pacific Islamic Fund Index



Top 10 Monthly Returns for Asia Pacific Funds

	Fund	Fund Manager	Performance Measure	Fund Domicile
1	Meezan Tahaffuz Pension - Equity Sub	Al Meezan Investment Management	7.41	Pakistan
2	Al Meezan Mutual	Al Meezan Investment Management	7.23	Pakistan
3	Meezan Islamic	Al Meezan Investment Management	6.80	Pakistan
4	Meezan Balanced	Al Meezan Investment Management	4.23	Pakistan
5	Namaa' Asia-Pacific Equity Growth	AmFunds Management	3.12	Malaysia
6	Meezan Sovereign	Al Meezan Investment Management	1.19	Pakistan
7	Meezan Tahaffuz Pension - Debt Sub	Al Meezan Investment Management	0.92	Pakistan
8	Meezan Tahaffuz Pension - Money Market Sub	Al Meezan Investment Management	0.58	Pakistan
9	Meezan Islamic Income	Al Meezan Investment Management	0.52	Pakistan
10	Meezan Cash	Al Meezan Investment Management	0.37	Pakistan
	Eurekahedge Islamic Fund Index		(0.34)	

Based on 24.44% of funds which have reported November 2016 returns as at the 5th December 2016

Top 10 Monthly Returns for Middle East and Africa

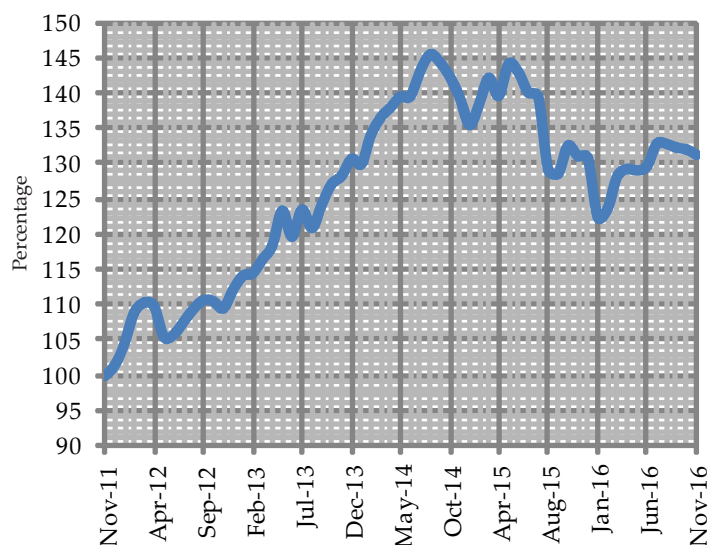
	Fund	Fund Manager	Performance Measure	Fund Domicile
1	Al Rajhi Petrochemical and Cement Equity	Al Rajhi Bank	16.87	Saudi Arabia
2	FALCOM Saudi Equity	FALCOM Financial Services	13.50	Saudi Arabia
3	Al Rajhi Saudi Equity	Al Rajhi Bank	12.81	Saudi Arabia
4	Al Rajhi GCC Equity	Al Rajhi Bank	9.76	Saudi Arabia
5	Al Rajhi Multi Asset Growth	Al Rajhi Bank	4.82	Saudi Arabia
6	Emirates MENA Opportunities - Class A USD	Emirates NBD Asset Management	4.47	Jersey
7	Al Rajhi Multi Asset Balanced	Al Rajhi Bank	1.58	Saudi Arabia
8	FALCOM SAR Murabaha	FALCOM Financial Services	0.25	Saudi Arabia
9	Emirates Islamic Money Market Limited Institutional Share Class I USD	Emirates NBD Asset Management	0.09	Jersey
10	Emirates Global Sukuk Limited USD Institutional Share Class (Acc)	Emirates NBD Asset Management	-1.08	Jersey
	Eurekahedge Islamic Fund Index		3.45	

Based on 13.89% of funds which have reported November 2016 returns as at the 5th December 2016

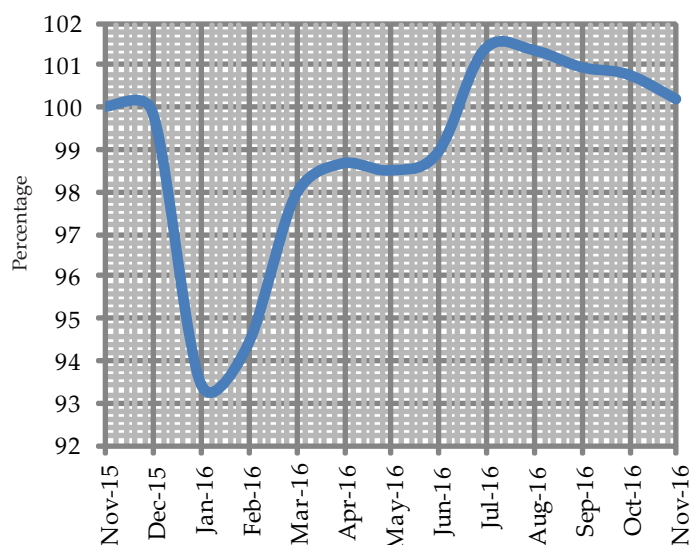
Comprehensive data from Eurekahedge will now feature the overall top 10 global and regional funds based on a specific duration (yield to date, annualized returns, monthly returns), Sharpe ratio as well as delve into specific asset classes in the global arena – equity, fixed income, money market, commodity, global investing (which would focus on funds investing with global mandate instead of a specific country or geographical region), fund of funds, real estate as well as the Sortino ratio. Each table covering the duration, region, asset class and ratio will be featured on a five-week rotational basis.

EUREKAHEDGE FUNDS TABLES

Eurekahedge Islamic Fund Equity Index over the last 5 years



Eurekahedge Islamic Fund Equity Index over the last 1 year



Top 10 Islamic Fund Equity by 3 Months Returns

Fund	Fund Manager	Performance Measure	Fund Domicile
1 Al Rajhi Saudi Equity	Al Rajhi Bank	11.21	Saudi Arabia
2 FALCOM Saudi Equity	FALCOM Financial Services	10.84	Saudi Arabia
3 Al Rajhi Petrochemical and Cement Equity	Al Rajhi Bank	9.55	Saudi Arabia
4 Al Rajhi GCC Equity	Al Rajhi Bank	7.01	Saudi Arabia
5 Al Meezan Mutual	Al Meezan Investment Management	6.04	Pakistan
6 Meezan Islamic	Al Meezan Investment Management	5.86	Pakistan
7 Meezan Tahaffuz Pension - Equity Sub	Al Meezan Investment Management	5.83	Pakistan
8 BIMB i-Growth	BIMB UNIT Trust Management (BUTM)	3.32	Malaysia
9 Emirates MENA Opportunities - Class A USD	Emirates NBD Asset Management	0.61	Jersey
10 CIMB Islamic Small Cap	CIMB-Principal Asset Management	0.46	Malaysia
Eurekahedge Islamic Fund Index		(1.15)	

Based on 18.28% of funds which have reported November 2016 returns as at the 5th December 2016

Top 5 Islamic Fund Global by 3 Months Returns

Fund	Fund Manager	Performance Measure	Fund Domicile
1 CIMB Islamic Greater China Equity	UOB Asset Management	3.98	Malaysia
2 Al Rajhi Commodity Mudarabah - USD	Al Rajhi Bank	0.46	Saudi Arabia
3 Watani KD Money Market	National Bank of Kuwait	0.13	Cayman Islands
4 Watani USD Money Market	National Bank of Kuwait	0.03	Cayman Islands
5 Emirates Islamic Global Balanced - Class A USD	Emirates NBD Asset Management	-2.99	Jersey
Eurekahedge Islamic Fund Index		(6.86)	

Based on 88.89% of funds which have reported October 2016 returns as at the 28th November 2016

Contact Eurekahedge

To list your fund or update your fund information: islamicfunds@eurekahedge.com
For further details on Eurekahedge: information@eurekahedge.com Tel: +65 6212 0900

Disclaimer

Copyright Eurekahedge 2016, All Rights Reserved. You, the user, may freely use the data for internal purposes and may reproduce the index data provided that reference to Eurekahedge is provided in your dissemination and/or reproduction. The information is provided on an "as is" basis and you assume and will bear all risk or associated costs in its use, and neither Islamic Finance news, Eurekahedge nor its affiliates provide any express or implied warranty or representations as to originality, accuracy, completeness, timeliness, non-infringement, merchantability and fitness for any purpose.

