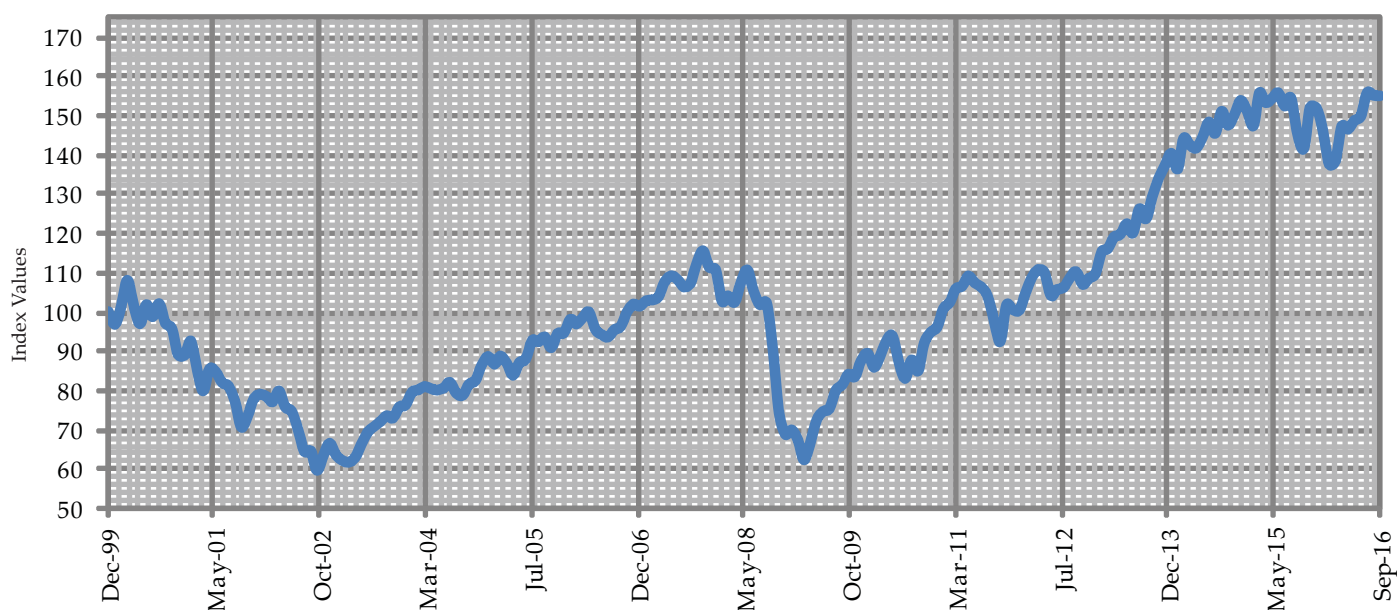


EUREKAHEDGE FUNDS TABLES

Eurekahedge North America Islamic Fund Index



Top 10 Annualized Returns for ALL Funds

Fund	Fund Manager	Performance Measure	Fund Domicile
1 Atlas Pension Islamic - Equity Sub	Atlas Asset Management	21.51	Pakistan
2 Meezan Tahaffuz Pension - Equity Sub	Al Meezan Investment Management	19.27	Pakistan
3 Atlas Islamic Stock	Atlas Asset Management	16.01	Pakistan
4 Old Mutual Albaraka Equity	Futuregrowth Specialist Asset Management	14.83	South Africa
5 JS Islamic	JS Investments	14.51	Pakistan
6 Public Islamic Select Enterprises	Public Mutual	12.63	Malaysia
7 Public Islamic Opportunities	Public Mutual	12.62	Malaysia
8 Danareksa Syariah Berimbang	Danareksa Investment Management	12.18	Indonesia
9 Danareksa Indeks Syariah	Danareksa Investment Management	11.49	Indonesia
10 WSF Global Equity - USD I	Cogent Asset Management	10.83	Guernsey
Eurekahedge Islamic Fund Index		2.95	

Based on 63.73% of funds which have reported September 2016 returns as at the 17th October 2016

Top 10 Annualized Standard Deviation for ALL Funds

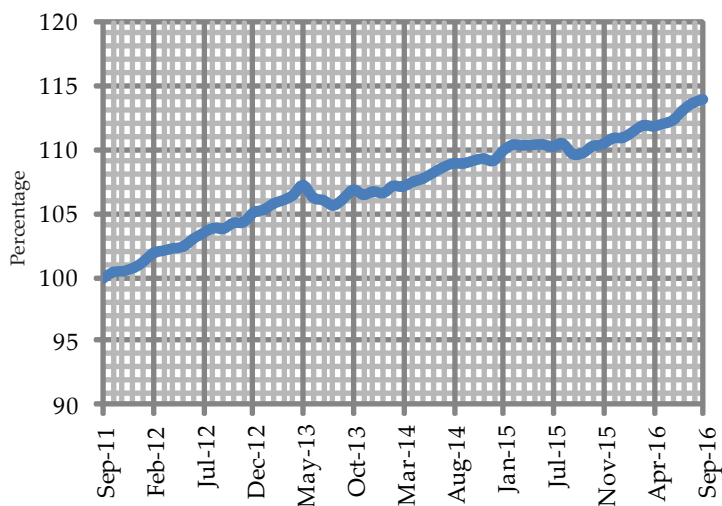
Fund	Fund Manager	Performance Measure	Fund Domicile
1 Boubyan KWD Money Market	Boubyan Bank	0.06	Cayman Islands
2 Boubyan USD Liquidity	Boubyan Capital Investment Company	0.07	Kuwait
3 Public Islamic Money Market	Public Mutual	0.14	Malaysia
4 PB Islamic Cash Management	Public Mutual	0.15	Malaysia
5 CIMB Islamic Deposit	UOB Asset Management	0.16	Malaysia
6 CIMB Islamic Money Market	UOB Asset Management	0.17	Malaysia
7 PB Islamic Cash Plus	Public Mutual	0.22	Malaysia
8 Emirates Islamic Money Market Limited Institutional Share Class I USD	Emirates NBD Asset Management	0.24	Jersey
9 Watani USD Money Market	National Bank of Kuwait	0.33	Cayman Islands
10 Hong Leong Islamic Income Management	Hong Leong Asset Management	0.41	Malaysia
Eurekahedge Islamic Fund Index		8.17	

Based on 63.73% of funds which have reported September 2016 returns as at the 17th October 2016

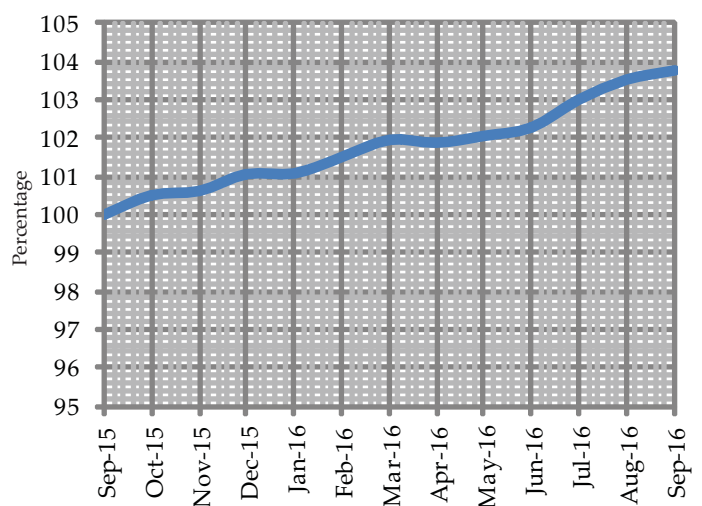
Comprehensive data from Eurekahedge will now feature the overall top 10 global and regional funds based on a specific duration (yield to date, annualized returns, monthly returns), Sharpe ratio as well as delve into specific asset classes in the global arena – equity, fixed income, money market, commodity, global investing (which would focus on funds investing with global mandate instead of a specific country or geographical region), fund of funds, real estate as well as the Sortino ratio. Each table covering the duration, region, asset class and ratio will be featured on a five-week rotational basis.

EUREKAHEDGE FUNDS TABLES

Eurekahedge Islamic Fund Fixed Income Index over the last 5 years



Eurekahedge Islamic Fund Fixed Income Index over the last 1 year



Top 10 Islamic Fund Equity by 3 Months Returns

Fund	Fund Manager	Performance Measure	Fund Domicile
1 MNC Dana Syariah	MNC Asset Management	2.55	Indonesia
2 PB Islamic Bond	Public Mutual	2.28	Malaysia
3 Libra AsnitaBond	Libra Invest	2.20	Malaysia
4 Public Islamic Bond	Public Mutual	2.13	Malaysia
5 CIMB Islamic Sukuk	CIMB-Principal Asset Management	1.99	Malaysia
6 CIMB Islamic Enhanced Sukuk	UOB Asset Management	1.97	Malaysia
7 Public Islamic Enhanced Bond	Public Mutual	1.79	Malaysia
8 Pacific Dana Murni	Pacific Mutual Fund	1.49	Malaysia
9 Public Islamic Select Bond	Public Mutual	1.45	Malaysia
10 Meezan Islamic Income	Al Meezan Investment Management	1.35	Pakistan
Eurekahedge Islamic Fund Index		1.45	

Based on 62.50% of funds which have reported September 2016 returns as at the 17th October 2016

Top 10 Sortino Ratio for ALL Funds by 3 Months Returns

Fund	Fund Manager	Performance Measure	Fund Domicile
1 CIMB Islamic Money Market	UOB Asset Management	60.44	Malaysia
2 Atlas Pension Islamic - Debt Sub	Atlas Asset Management	25.60	Pakistan
3 Meezan Tahaffuz Pension - Debt Sub	Al Meezan Investment Management	24.89	Pakistan
4 MNC Dana Syariah	MNC Asset Management	17.64	Indonesia
5 Public Islamic Income	Public Mutual	11.93	Malaysia
6 Public Islamic Select Bond	Public Mutual	6.39	Malaysia
7 PB Islamic Bond	Public Mutual	5.87	Malaysia
8 Public Islamic Bond	Public Mutual	5.80	Malaysia
9 Atlas Pension Islamic - Money Market Sub	Atlas Asset Management	3.30	Pakistan
10 Mashreq Al-Islami Income - Class B	Mashreq Capital (DIFC)	2.83	UAE
Eurekahedge Islamic Fund Index		0.15	

Based on 63.73% of funds which have reported September 2016 returns as at the 17th October 2016

Contact Eurekahedge

To list your fund or update your fund information: islamicfunds@eurekahedge.com
For further details on Eurekahedge: information@eurekahedge.com Tel: +65 6212 0900

Disclaimer

Copyright Eurekahedge 2016, All Rights Reserved. You, the user, may freely use the data for internal purposes and may reproduce the index data provided that reference to Eurekahedge is provided in your dissemination and/or reproduction. The information is provided on an "as is" basis and you assume and will bear all risk or associated costs in its use, and neither Islamic Finance news, Eurekahedge nor its affiliates provide any express or implied warranty or representations as to originality, accuracy, completeness, timeliness, non-infringement, merchantability and fitness for any purpose.

