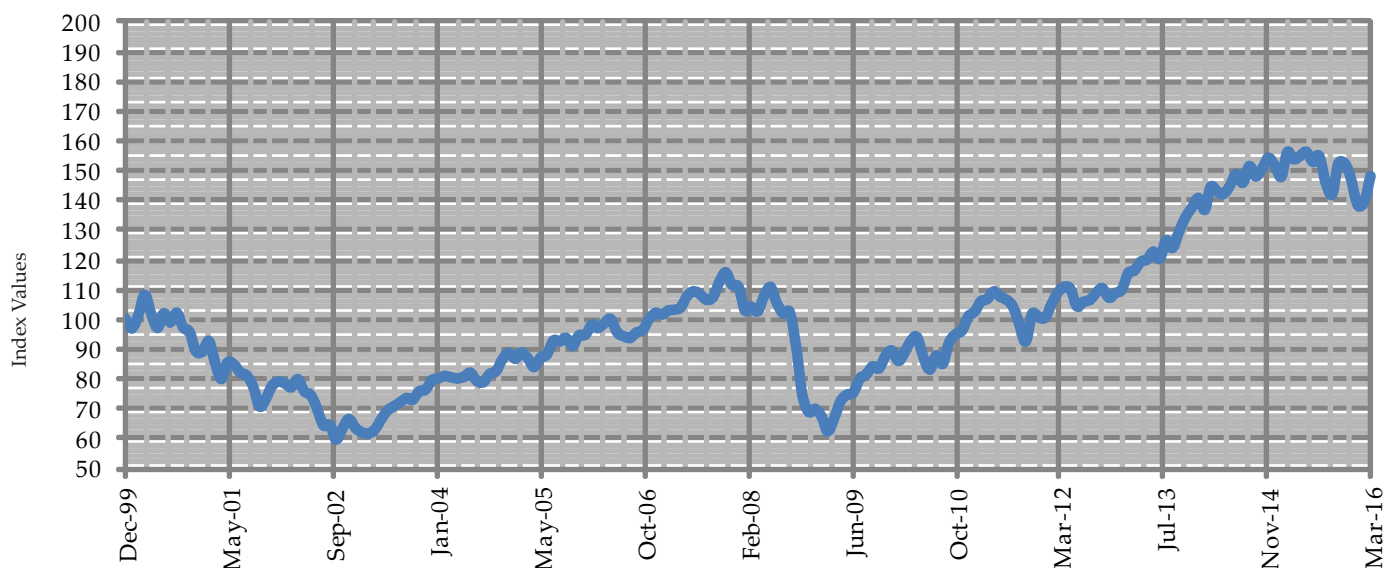


EUREKAHEDGE FUNDS TABLES

Eurekahedge North America Islamic Fund Index



Top 10 Monthly Returns for Global Islamic Funds

Fund	Fund Manager	Performance Measure	Fund Domicile
1 Deutsche Noor Precious Metals Securities - Class A	DWS Noor Islamic Funds	11.24	Ireland
2 Altaira Funds - Ethical Global High Dividend (I)	Altaira Capital Partners	8.26	Luxembourg
3 HSBC Amanah Global Equity Index - AD	HSBC Amanah Central Shariah Committee	6.17	Luxembourg
4 Al Rajhi Global Equity	UBS	6.11	Saudi Arabia
5 WSF Global Equity - USD I	Cogent Asset Management	5.73	Guernsey
6 Emirates Islamic Global Balanced - Class A USD	Emirates NBD Asset Management	4.17	Jersey
7 BLME Sharia'a Umbrella SICAV-SIF Global Sukuk - Class A USD	Bank of London and The Middle East	0.81	Luxembourg
8 AmPrecious Metals	AmInvestment Management	0.24	Malaysia
9 Al Rajhi Commodity Mudarabah - USD	Al Rajhi Bank	0.12	Saudi Arabia
10 BLME Umbrella Sicav - SIF - USD Income - Class B	Bank of London and The Middle East	0.12	Luxembourg
Eurekahedge Islamic Fund Index		2.71	

Based on 39.47% of funds which have reported March 2016 returns as at the 11th April 2016

Top 10 Monthly Returns for ALL Islamic Funds

Fund	Fund Manager	Performance Measure	Fund Domicile
1 Al Baraka	Hermes Fund Management	18.93	Egypt
2 Faisal Islamic Bank of Egypt Mutual	Hermes Fund Management	14.51	Egypt
3 Deutsche Noor Precious Metals Securities - Class A	DWS Noor Islamic Funds	11.24	Ireland
4 CIMB S&P Ethical Asia Pacific Dividend ETF	CIMB-Principal Asset Management (S)	9.22	Singapore
5 Meezan Islamic	Al Meezan Investment Management	8.31	Pakistan
6 Al Meezan Mutual	Al Meezan Investment Management	8.31	Pakistan
7 Altaira Funds - Ethical Global High Dividend (I)	Altaira Capital Partners	8.26	Luxembourg
8 Meezan Tahaffuz Pension - Equity Sub	Al Meezan Investment Management	8.13	Pakistan
9 WSF Asian Pacific - USD I	Cogent Asset Management	7.05	Guernsey
10 The Iman	Allied Asset Advisors	7.01	US
Eurekahedge Islamic Fund Index		2.09	

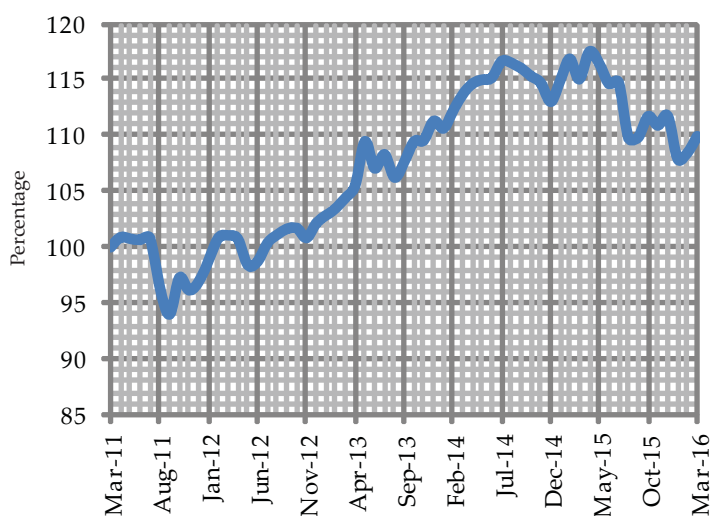
Taking into account funds that have at least 12 months of returns as at the 11th April 2016

Based on 42.46% of funds which have reported March 2016 returns as at the 11th April 2016

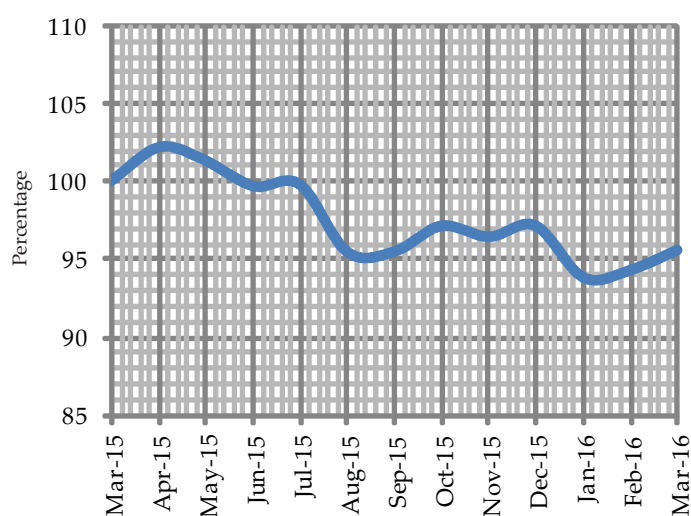
Comprehensive data from Eurekahedge will now feature the overall top 10 global and regional funds based on a specific duration (yield to date, annualized returns, monthly returns), Sharpe ratio as well as delve into specific asset classes in the global arena – equity, fixed income, money market, commodity, global investing (which would focus on funds investing with global mandate instead of a specific country or geographical region), fund of funds, real estate as well as the Sortino ratio. Each table covering the duration, region, asset class and ratio will be featured on a five-week rotational basis.

EUREKAHEDGE FUNDS TABLES

Eurekahedge Islamic Fund Balanced Index over the last 5 years



Eurekahedge Islamic Fund Balanced Index over the last 1 year



Top 10 Islamic Fund Fixed Income by 3 Months Returns

Fund	Fund Manager	Performance Measure	Fund Domicile
1 Public Islamic Bond	Public Mutual	2.04	Malaysia
2 CIMB Islamic Sukuk	CIMB-Principal Asset Management	2.02	Malaysia
3 PB Islamic Bond	Public Mutual	1.77	Malaysia
4 Manulife Investment As-Saad	MAAKL Mutual	1.55	Malaysia
5 Public Islamic Select Bond	Public Mutual	1.30	Malaysia
6 Meezan Islamic Income	Al Meezan Investment Management	1.27	Pakistan
7 Meezan Tahaffuz Pension - Debt Sub	Al Meezan Investment Management	1.09	Pakistan
8 Public Islamic Enhanced Bond	Public Mutual	1.03	Malaysia
9 Atlas Pension Islamic - Debt Sub	Atlas Asset Management	0.56	Pakistan
10 EFH Global Sukuk Plus USD	QInvest	0.16	Luxembourg
Eurekahedge Islamic Fund Index		0.76	

Based on 41.94% of funds which have reported March 2016 returns as at the 11th April 2016

Top 10 Fund of Funds by 3 Months Returns

Fund	Fund Manager	Performance Measure	Fund Domicile
1 Crescent Balanced Progressive Fund of Funds	Oasis Crescent Management Company	3.68	South Africa
2 Al Yusr Aman Multi Asset Fund	Saudi Hollandi Bank	-1.47	Saudi Arabia
3 Al Rajhi Multi Asset Balanced Fund	Al Rajhi Bank	-1.68	Saudi Arabia
4 Al Manarah Conservative Growth Portfolio	The National Commercial Bank	-1.83	Saudi Arabia
5 Al Manarah Medium Growth Portfolio	The National Commercial Bank	-3.96	Saudi Arabia
6 Al Yusr Mizan Multi Asset Fund	Saudi Hollandi Bank	-5.00	Saudi Arabia
7 Al Manarah High Growth Portfolio	The National Commercial Bank	-6.01	Saudi Arabia
8 Al Rajhi Multi Asset Growth Fund	Al Rajhi Bank	-7.80	Saudi Arabia
9 Al-Mubarak Balanced Fund	Arab National Bank	-8.03	Saudi Arabia
10 Al Yusr Tamoh Multi Asset Fund	Saudi Hollandi Bank	-11.56	Saudi Arabia
Eurekahedge Islamic Fund Index		(4.37)	

Based on 100% of funds which have reported February 2016 returns as at the 11th April 2016

Contact Eurekahedge

To list your fund or update your fund information: islamicfunds@eurekahedge.com
For further details on Eurekahedge: information@eurekahedge.com Tel: +65 6212 0900

Disclaimer

Copyright Eurekahedge 2016, All Rights Reserved. You, the user, may freely use the data for internal purposes and may reproduce the index data provided that reference to Eurekahedge is provided in your dissemination and/or reproduction. The information is provided on an "as is" basis and you assume and will bear all risk or associated costs in its use, and neither Islamic Finance news, Eurekahedge nor its affiliates provide any express or implied warranty or representations as to originality, accuracy, completeness, timeliness, non-infringement, merchantability and fitness for any purpose.

