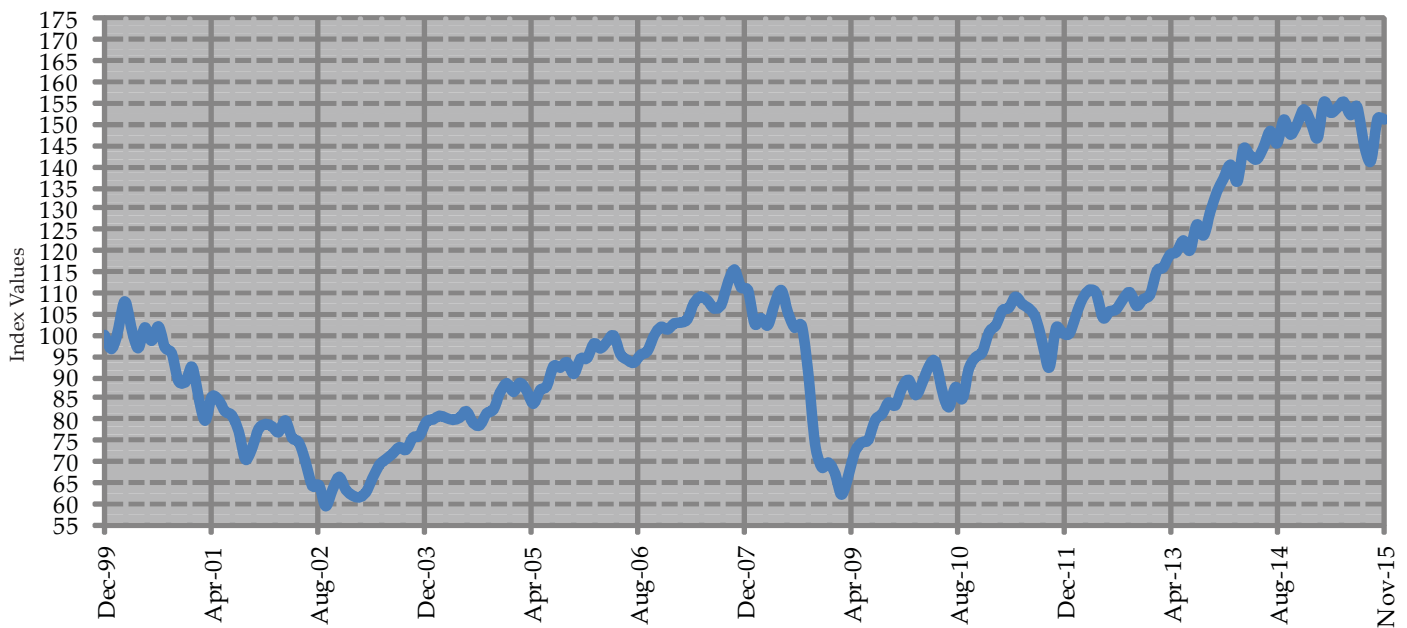


Eurekahedge North America Islamic Fund Index



Top 10 Yield-to-Date Returns for ALL Funds

Fund	Fund Manager	Performance Measure	Fund Domicile
1 Eastspring Investments Asia Pacific Shariah Equity	Eastspring Investments	32.21	Malaysia
2 Eastspring Investments Dinasti Equity	Eastspring Investments	22.04	Malaysia
3 Public Asia Ittikal	Public Mutual	18.25	Malaysia
4 CIMB Islamic Greater China Equity	CIMB-Principal Asset Management	18.06	Malaysia
5 PB Islamic Asia Equity	Public Mutual	17.62	Malaysia
6 Public Islamic Asia Tactical Allocation (PIATAF)	Public Mutual	15.52	Malaysia
7 PB Islamic Asia Strategic Sector	Public Mutual	13.89	Malaysia
8 Public Islamic Opportunities	Public Mutual	13.42	Malaysia
9 Public Islamic Select Treasures	Public Mutual	12.89	Malaysia
10 CIMB Islamic Asia Pacific Equity - MYR	UOB Asset Management	12.78	Malaysia
Eurekahedge Islamic Fund Index		(1.38)	

Based on 85.77% of funds which have reported November 2015 returns as at the 4th January 2016

Top 10 Sharpe Ratio for ALL Funds since Inception

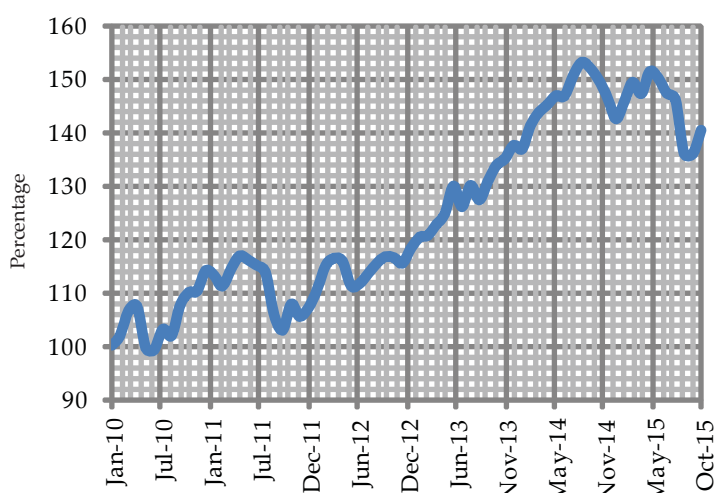
Fund	Fund Manager	Performance Measure	Fund Domicile
1 Public Islamic Money Market	Public Mutual	20.33	Malaysia
2 PB Islamic Cash Management	Public Mutual	17.38	Malaysia
3 Boubyan KWD Money Market	Boubyan Bank	16.63	Cayman Islands
4 Boubyan USD Liquidity	Boubyan Capital Investment Company	12.51	Kuwait
5 PB Islamic Cash Plus	Public Mutual	11.81	Malaysia
6 Meezan Tahaffuz Pension - Money Market Sub	Al Meezan Investment Management	10.60	Pakistan
7 Atlas Pension Islamic - Debt Sub	Atlas Asset Management	6.58	Pakistan
8 Meezan Tahaffuz Pension - Debt Sub	Al Meezan Investment Management	6.52	Pakistan
9 Al Rajhi Commodity Mudarabah - USD	Al Rajhi Bank	6.43	Saudi Arabia
10 FALCOM SAR Murabaha	FALCOM Financial Services	5.61	Saudi Arabia
Eurekahedge Islamic Fund Index		0.11	

Taking into account funds that have at least 12 months of returns as at the 4th January 2016

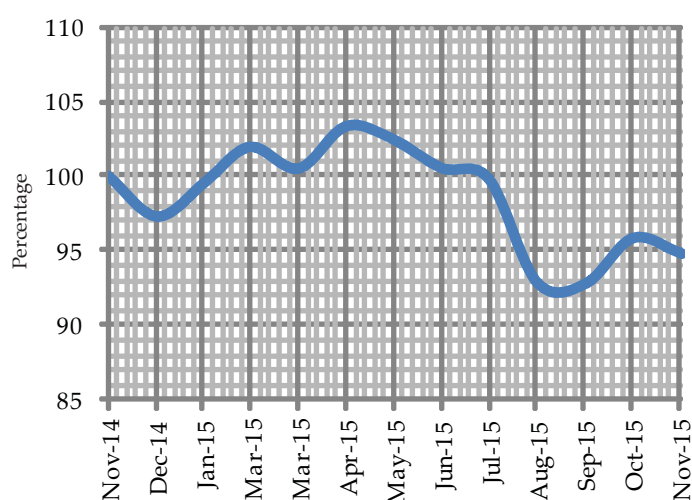
Comprehensive data from Eurekahedge will now feature the overall top 10 global and regional funds based on a specific duration (yield to date, annualized returns, monthly returns), Sharpe ratio as well as delve into specific asset classes in the global arena – equity, fixed income, money market, commodity, global investing (which would focus on funds investing with global mandate instead of a specific country or geographical region), fund of funds, real estate as well as the Sortino ratio. Each table covering the duration, region, asset class and ratio will be featured on a five-week rotational basis.

FUNDS TABLES

Eurekahedge Islamic Fund Equity Index over the last 5 years



Eurekahedge Islamic Fund Equity Index over the last 1 year



Top 10 Islamic Global Equity Funds by 3 Months Returns

Fund	Fund Manager	Performance Measure	Fund Domicile	
1	CIMB Islamic Small Cap	CIMB-Principal Asset Management	12.76	Malaysia
2	Libra Amanah Saham Wanita (ASNITA)	Libra Invest	10.61	Malaysia
3	CIMB Islamic Equity Aggressive	CIMB-Principal Asset Management	9.97	Malaysia
4	Pheim Asia Ex-Japan Islamic	PHEIM Unit Trusts	9.26	Malaysia
5	WSF Asian Pacific - USD I	Cogent Asset Management	9.26	Guernsey
6	AMB Dana Yakin	Amanah Mutual	9.08	Malaysia
7	Eastspring Investments Dana al-Ilham	Eastspring Investments	8.95	Malaysia
8	Public Islamic Select Treasures	Public Mutual	8.77	Malaysia
9	Manulife Investment Syariah Index	MAAKL Mutual	8.71	Malaysia
10	Public Islamic Opportunities	Public Mutual	8.38	Malaysia
Eurekahedge Islamic Fund Index			(2.56)	

Based on 82.46% of funds which have reported November 2015 returns as at the 4th January 2016

Top 10 Globally Investing Funds from ALL Funds by 3 Months Returns

Fund	Fund Manager	Performance Measure	Fund Domicile	
1	WSF Global Equity - USD I	Cogent Asset Management	7.92	Guernsey
2	Pacific Dana Dividen	Pacific Mutual Fund	6.69	Malaysia
3	QInvest GAM Sharia'a	GAM International Management	6.30	Cayman Islands
4	AlAhli Global Trading Equity	The National Commercial Bank	4.70	Saudi Arabia
5	QInvest JOHCM Sharia'a	J O Hambro Capital Management	3.91	Cayman Islands
6	Al Rajhi Global Equity	UBS	3.67	Saudi Arabia
7	Emirates Islamic Global Balanced - Class A USD	Emirates NBD Asset Management	3.59	Jersey
8	Oasis Crescent Global Equity	Oasis Global Management Company (Ireland)	3.42	Ireland
9	CIMB Islamic Greater China Equity	CIMB-Principal Asset Management	2.30	Malaysia
10	Oasis Crescent Balanced Stable Fund of Funds	Oasis Crescent Management Company	2.04	South Africa
Eurekahedge Islamic Fund Index			(1.41)	

Based on 75.76% of funds which have reported November 2015 returns as at the 4th January 2016

Contact Eurekahedge

To list your fund or update your fund information: islamicfunds@eurekahedge.com
For further details on Eurekahedge: information@eurekahedge.com Tel: +65 6212 0900

Disclaimer

Copyright Eurekahedge 2007, All Rights Reserved. You, the user, may freely use the data for internal purposes and may reproduce the index data provided that reference to Eurekahedge is provided in your dissemination and/or reproduction. The information is provided on an "as is" basis and you assume and will bear all risk or associated costs in its use, and neither Islamic Finance news, Eurekahedge nor its affiliates provide any express or implied warranty or representations as to originality, accuracy, completeness, timeliness, non-infringement, merchantability and fitness for any purpose.

