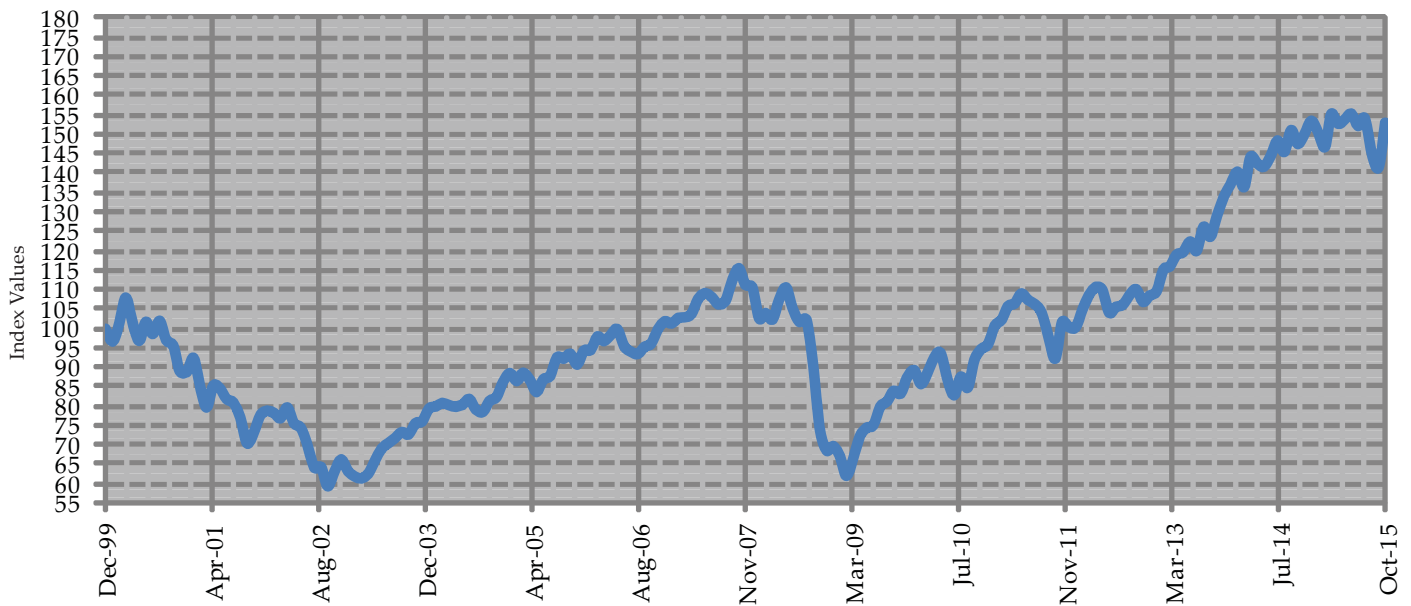


Eurekahedge North America Islamic Fund Index



Top 10 Monthly Returns for ALL Islamic Funds

Fund	Fund Manager	Performance Measure	Fund Domicile
1 Atlas Islamic Stock	Atlas Asset Management	12.60	Pakistan
2 Deutsche Noor Precious Metals Securities - Class A	DWS Noor Islamic Funds	11.76	Ireland
3 AmPrecious Metals	AmInvestment Management	10.95	Malaysia
4 The Iman	Allied Asset Advisors	9.84	US
5 Altaira Funds - Ethical Global High Dividend (I)	Altaira Capital Partners	9.57	Luxembourg
6 HSBC Amanah Global Equity Index - AD	HSBC Amanah Central Shariah Committee	9.49	Luxembourg
7 WSF Asian Pacific - USD I	Cogent Asset Management	8.37	Guernsey
8 Amana Income	Saturna Capital	7.93	US
9 Alkhair Capital Index	Alkhair Portfoy Yonetimi	7.26	Turkey
10 CIMB Islamic Small Cap	CIMB-Principal Asset Management	6.76	Malaysia
Eurekahedge Islamic Fund Index		2.53	

Based on 100.00% of funds which have reported October 2015 returns as at the 9th November 2015

Top 10 Monthly Returns for Global Islamic Funds

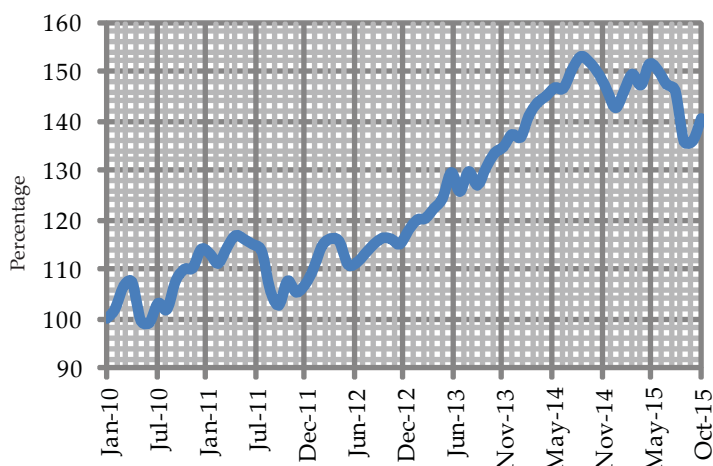
Fund	Fund Manager	Performance Measure	Fund Domicile
1 Deutsche Noor Precious Metals Securities - Class A	DWS Noor Islamic Funds	11.76	Ireland
2 AmPrecious Metals	AmInvestment Management	10.95	Malaysia
3 Altaira Funds - Ethical Global High Dividend (I)	Altaira Capital Partners	9.57	Luxembourg
4 HSBC Amanah Global Equity Index - AD	HSBC Amanah Central Shariah Committee	9.49	Luxembourg
5 WSF Global Equity - USD I	Cogent Asset Management	6.75	Guernsey
6 Emirates Islamic Global Balanced	EIS Asset Management	5.42	Jersey
7 CIMB Islamic Greater China Equity	CIMB-Principal Asset Management	3.05	Malaysia
8 AmOasis Global Islamic Equity	AmInvestment Management	1.37	Malaysia
9 BLME Sharia'a Umbrella SICAV-SIF Global Sukuk - Class A USD	Bank of London and The Middle East	0.99	Luxembourg
10 Al Rajhi Global Equity	UBS	0.74	Saudi Arabia
Eurekahedge Islamic Fund Index		4.30	

Based on 100.00% of funds which have reported October 2015 returns as at the 9th November 2015

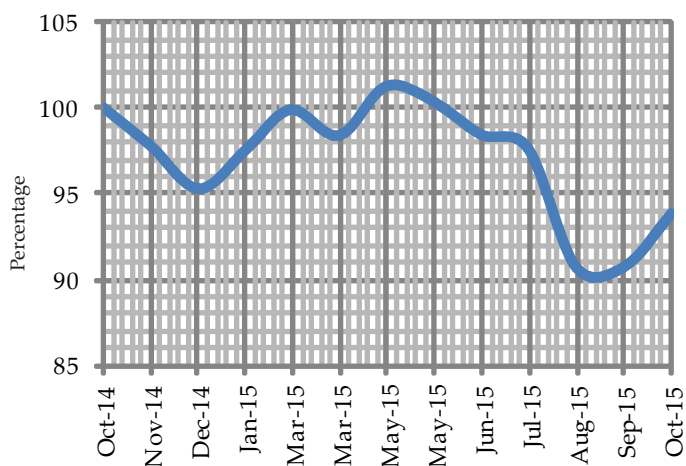
Comprehensive data from Eurekahedge will now feature the overall top 10 global and regional funds based on a specific duration (yield to date, annualized returns, monthly returns), Sharpe ratio as well as delve into specific asset classes in the global arena – equity, fixed income, money market, commodity, global investing (which would focus on funds investing with global mandate instead of a specific country or geographical region), fund of funds, real estate as well as the Sortino ratio. Each table covering the duration, region, asset class and ratio will be featured on a five-week rotational basis.

FUNDS TABLES

Eurekahedge Islamic Fund Equity Index over the last 5 years



Eurekahedge Islamic Fund Equity Index over the last 1 year



Top 10 Islamic Equity Funds by 3 Months Returns

Fund	Fund Manager	Performance Measure	Fund Domicile
1 Public Islamic Asia Dividend	Public Mutual	9.14	Malaysia
2 Public Asia Ittikal	Public Mutual	9.12	Malaysia
3 PB Islamic Asia Equity	Public Mutual	8.74	Malaysia
4 Al Rajhi Global Equity	UBS	6.96	Saudi Arabia
5 PB Islamic Asia Strategic Sector	Public Mutual	6.68	Malaysia
6 Public China Ittikal	Public Mutual	5.65	Malaysia
7 AmOasis Global Islamic Equity	AmInvestment Management	3.89	Malaysia
8 CIMB Islamic DALI Equity	CIMB-Principal Asset Management	3.72	Malaysia
9 InterPac Dana Safi	Inter-Pacific Asset Management	3.28	Malaysia
10 CIMB Islamic Small Cap	CIMB-Principal Asset Management	2.23	Malaysia
Eurekahedge Islamic Fund Index		(3.90)	

Based on 39.29% of funds which have reported October 2015 returns as at the 9th November 2015

Top 10 Islamic Global Funds by 3 Months Returns

Fund	Fund Manager	Performance Measure	Fund Domicile
1 AmPrecious Metals	AmInvestment Management	21.38	Malaysia
2 Deutsche Noor Precious Metals Securities - Class A	DWS Noor Islamic Funds	9.02	Ireland
3 CIMB Islamic Greater China Equity	CIMB-Principal Asset Management	8.96	Malaysia
4 Al Rajhi Global Equity	UBS	6.96	Saudi Arabia
5 AmOasis Global Islamic Equity	AmInvestment Management	3.89	Malaysia
6 BLME Sharia'a Umbrella SICAV-SIF Global Sukuk - Class A USD	Bank of London and The Middle East	0.18	Luxembourg
7 Al Rajhi Commodity Mudarabah - USD	Al Rajhi Bank	0.18	Saudi Arabia
8 Watani KD Money Market	National Bank of Kuwait	0.13	Cayman Islands
9 BLME Umbrella Sicav - SIF - USD Income - Class B	Bank of London and The Middle East	0.11	Luxembourg
10 Watani USD Money Market	National Bank of Kuwait	0.03	Cayman Islands
Eurekahedge Islamic Fund Index		0.71	

Based on 40.00% of funds which have reported October 2015 returns as at the 9th November 2015

Contact Eurekahedge

To list your fund or update your fund information: islamicfunds@eurekahedge.com
For further details on Eurekahedge: information@eurekahedge.com Tel: +65 6212 0900

Disclaimer

Copyright Eurekahedge 2007, All Rights Reserved. You, the user, may freely use the data for internal purposes and may reproduce the index data provided that reference to Eurekahedge is provided in your dissemination and/or reproduction. The information is provided on an "as is" basis and you assume and will bear all risk or associated costs in its use, and neither Islamic Finance news, Eurekahedge nor its affiliates provide any express or implied warranty or representations as to originality, accuracy, completeness, timeliness, non-infringement, merchantability and fitness for any purpose.

