Eurekahedge North America Islamic Fund Index

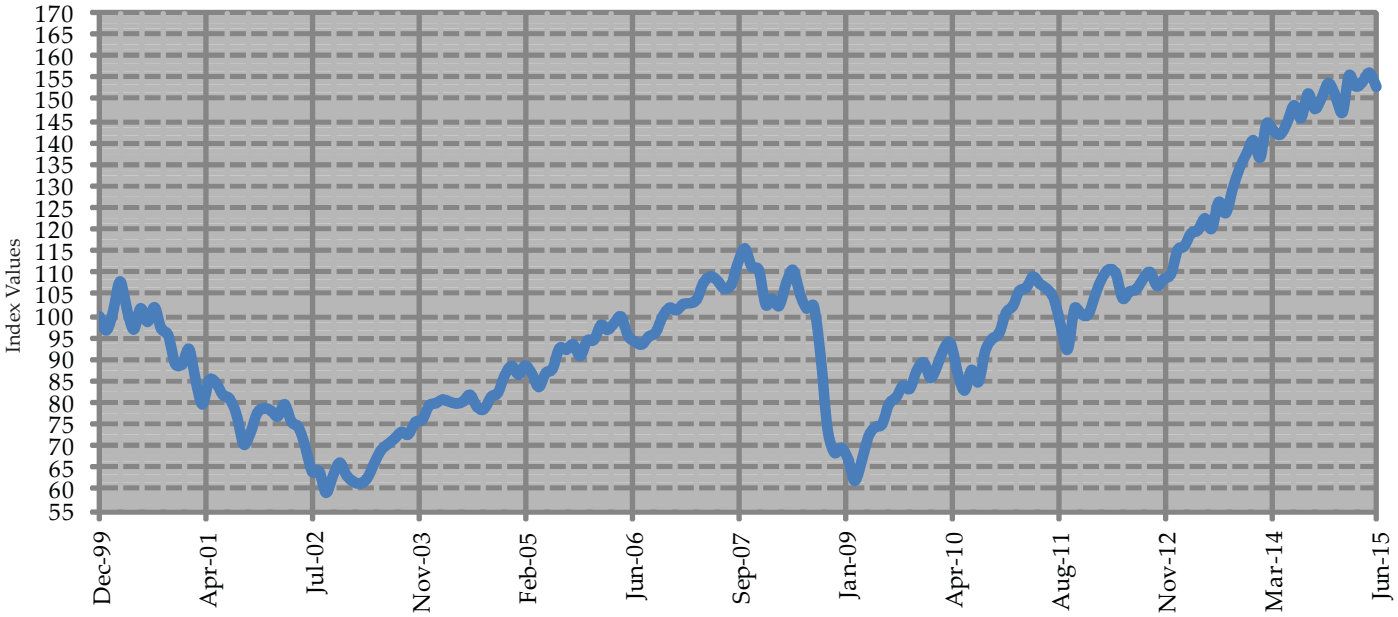

Top 10 Yield-to-Date Returns for ALL Funds

	Fund	Fund Manager	Performance Measure	Fund Domicile
1	Saudi Companies	The Saudi Investment Bank	22.44	Saudi Arabia
2	Al-Mubarak Pure Saudi Equity	Arab National Bank	16.71	Saudi Arabia
3	CIMB Islamic Greater China Equity	CIMB-Principal Asset Management	15.65	Malaysia
4	Amanah GCC Equity	SABB	14.56	Saudi Arabia
5	Atlas Pension Islamic - Equity Sub	Atlas Asset Management	13.99	Pakistan
6	Atlas Islamic Stock	Atlas Asset Management	13.88	Pakistan
7	Public Islamic Asia Tactical Allocation (PIATAF)	Public Mutual	13.22	Malaysia
8	Al Rajhi Petrochemical and Cement Equity	Al Rajhi Bank	12.92	Saudi Arabia
9	Public Asia Ittikal	Public Mutual	12.82	Malaysia
10	Osool & Bakheet Saudi Trading Equity	Bakheet Investment Group	12.39	Saudi Arabia
	Eurekahedge Islamic Fund Index		**2.36**	

Based on 69.70% of funds which have reported June 2015 returns as at the 27th July 2015

Top 10 Sharpe Ratio for ALL Funds since Inception

	Fund	Fund Manager	Performance Measure	Fund Domicile
1	Public Islamic Money Market	Public Mutual	20.80	Malaysia
2	PB Islamic Cash Management	Public Mutual	18.71	Malaysia
3	Boubyan KWD Money Market	Boubyan Bank	16.10	Cayman Islands
4	PB Islamic Cash Plus	Public Mutual	11.85	Malaysia
5	Meezan Tahaffuz Pension - Money Market Sub	Al Meezan Investment Management	11.63	Pakistan
6	Boubyan USD Liquidity	Boubyan Capital Investment Company	10.90	Kuwait
7	RHB-OSK Institutional Islamic Money Market	RHB Asset Management	9.49	Malaysia
8	Meezan Tahaffuz Pension - Debt Sub	Al Meezan Investment Management	6.72	Pakistan
9	Atlas Pension Islamic - Debt Sub	Atlas Asset Management	6.68	Pakistan
10	Al Rajhi Commodity Mudarabah - USD	Al Rajhi Bank	6.52	Saudi Arabia
	Eurekahedge Islamic Fund Index		**0.15**	

Based on 69.70% of funds which have reported Jun 2015 returns as at the 27th July 2015
Taking into account funds that have at least 12 months of returns as at the 27th July 2015

Comprehensive data from Eurekahedge will now feature the overall top 10 global and regional funds based on a specific duration (yield to date, annualized returns, monthly returns), Sharpe ratio as well as delve into specific asset classes in the global arena – equity, fixed income, money market, commodity, global investing (which would focus on funds investing with global mandate instead of a specific country or geographical region), fund of funds, real estate as well as the Sortino ratio. Each table covering the duration, region, asset class and ratio will be featured on a five-week rotational basis.

Eurekahedge Islamic Fund Fixed Income Index over the last 5 years

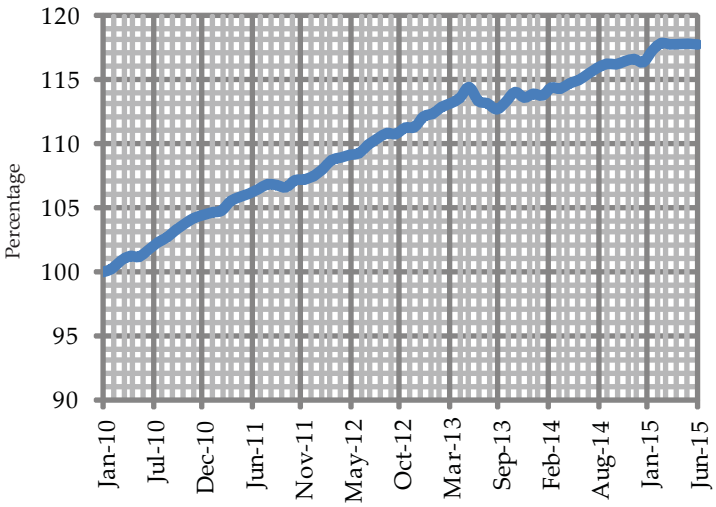

Eurekahedge Islamic Fund Fixed Income Index over the last 1 year

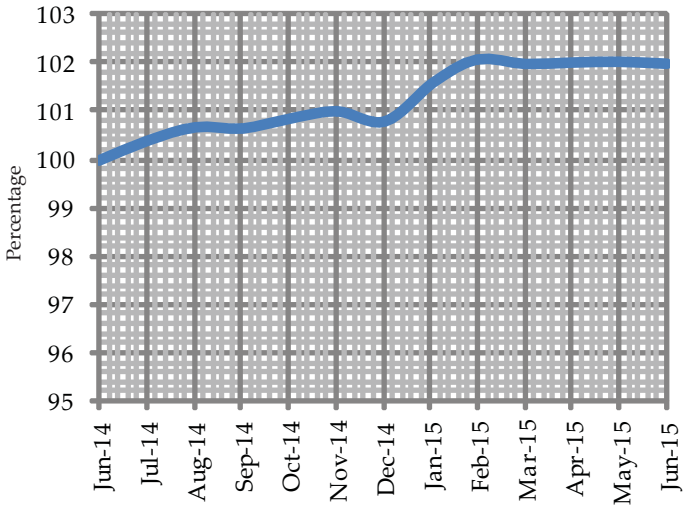

Top 10 Islamic Fixed Income Funds for 3 Months Returns

	Fund	Fund Manager	Performance Measure	Fund Domicile
1	RHB-OSK Islamic Bond	RHB Asset Management	1.63	Malaysia
2	Meezan Islamic Income	Al Meezan Investment Management	1.61	Pakistan
3	Meezan Tahaffuz Pension - Debt Sub	Al Meezan Investment Management	1.58	Pakistan
4	Atlas Pension Islamic - Debt Sub	Atlas Asset Management	1.51	Pakistan
5	Public Islamic Bond	Public Mutual	1.28	Malaysia
6	PB Islamic Bond	Public Mutual	1.20	Malaysia
7	Eastspring Investments Dana Wafi	Eastspring Investments	1.09	Malaysia
8	QInvest Sukuk	QInvest	0.91	Cayman Islands
9	Public Islamic Select Bond	Public Mutual	0.84	Malaysia
10	Pacific Dana Murni	Pacific Mutual Fund	0.80	Malaysia
	Eurekahedge Islamic Fund Index		**0.00**	

Based on 73.33% of funds which have reported June 2015 returns as at the 27th July 2015

Top 10 Sortino Ratio for ALL Funds since Inception

	Fund	Fund Manager	Performance Measure	Fund Domicile
1	CIMB Islamic Money Market	CIMB-Principal Asset Management	58.61	Malaysia
2	Atlas Pension Islamic - Debt Sub	Atlas Asset Management	25.37	Pakistan
3	Meezan Tahaffuz Pension - Debt Sub	Al Meezan Investment Management	24.71	Pakistan
4	Public Islamic Income	Public Mutual	11.38	Malaysia
5	QInvest Sukuk	QInvest	7.27	Cayman Islands
6	Insight I-Hajj Syariah	Insight Investments Management	7.00	Indonesia
7	PB Islamic Bond	Public Mutual	5.78	Malaysia
8	Public Islamic Select Bond	Public Mutual	5.74	Malaysia
9	Public Islamic Bond	Public Mutual	5.70	Malaysia
10	Oasis Crescent Balanced Stable Fund of Funds	Oasis Crescent Management Company	3.97	South Africa
	Eurekahedge Islamic Fund Index		**0.19**	

Based on 69.70% of funds which have reported June 2015 returns as at the 27th July 2015

Contact Eurekahedge
To list your fund or update your fund information: islamicfunds@eurekahedge.com
For further details on Eurekahedge: information@eurekahedge.com Tel: +65 6212 0900

Disclaimer
Copyright Eurekahedge 2007, All Rights Reserved. You, the user, may freely use the data for internal purposes and may reproduce the index data provided that reference to Eurekahedge is provided in your dissemination and/or reproduction. The information is provided on an "as is" basis and you assume and will bear all risk or associated costs in its use, and neither Islamic Finance *news*, Eurekahedge nor its affiliates provide any express or implied warranty or representations as to originality, accuracy, completeness, timeliness, non-infringement, merchantability and fitness for any purpose.