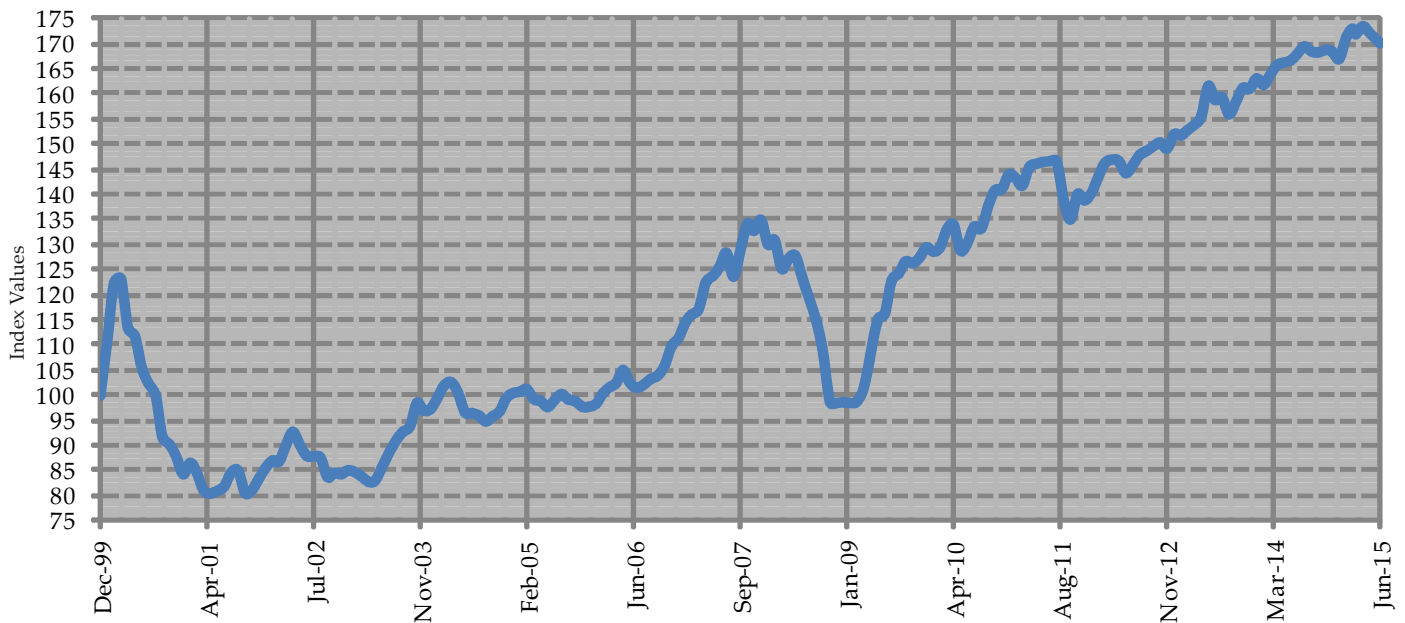


Eurekahedge Asia Pacific Islamic Fund Index



Top 10 Monthly Returns for Developed Markets Funds

Fund	Fund Manager	Performance Measure	Fund Domicile
1 AmOasis Global Islamic Equity	AmInvestment Management	1.86	Malaysia
2 QInvest JOHCM Sharia'a	J O Hambro Capital Management	0.68	Cayman Islands
3 QInvest Edgewood Sharia'a	QInvest	0.23	Cayman Islands
4 Watani KD Money Market	National Bank of Kuwait	0.05	Cayman Islands
5 Watani USD Money Market	National Bank of Kuwait	0.01	Cayman Islands
6 Al Rajhi Commodity Mudarabah - USD	Al Rajhi Bank	0.00	Saudi Arabia
7 Jadwa Global Sukuk	Jadwa Investment	-0.06	Saudi Arabia
8 QInvest Sukuk	QInvest	-0.12	Cayman Islands
9 BLME Umbrella Sicav - SIF - USD Income - Class B	Bank of London and The Middle East	-0.18	Luxembourg
10 BLME Sharia'a Umbrella SICAV-SIF Global Sukuk - Class A USD	Bank of London and The Middle East	-0.22	Luxembourg
Eurekahedge Islamic Fund Index		0.23	

Based on 70.00% of funds which have reported in the past three months

Top 10 Monthly Returns for Emerging Markets Funds

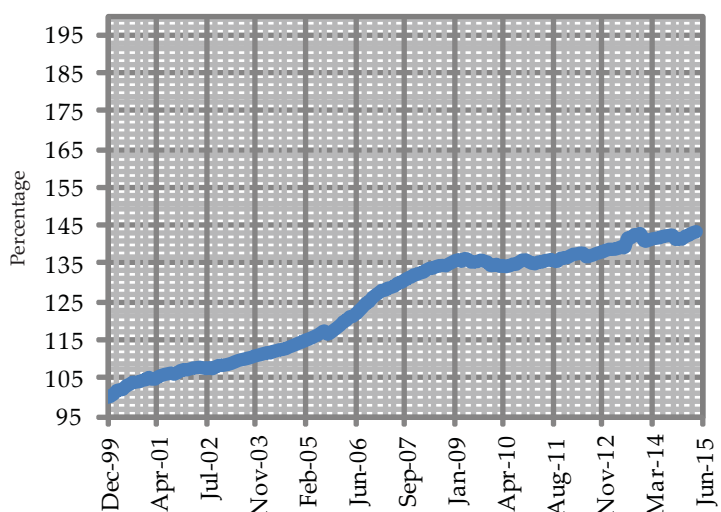
Fund	Fund Manager	Performance Measure	Fund Domicile
1 Meezan Tahaffuz Pension - Equity Sub	Al Meezan Investment Management	5.56	Pakistan
2 Atlas Islamic Stock	Atlas Asset Management	5.25	Pakistan
3 Meezan Islamic	Al Meezan Investment Management	5.22	Pakistan
4 Atlas Pension Islamic - Equity Sub	Atlas Asset Management	5.04	Pakistan
5 PB Islamic Asia Strategic Sector	Public Mutual	1.11	Malaysia
6 Meezan Islamic Income	Al Meezan Investment Management	0.56	Pakistan
7 Meezan Sovereign	Al Meezan Investment Management	0.52	Pakistan
8 PB Islamic Asia Equity	Public Mutual	0.52	Malaysia
9 AmBon Islam	AmInvestment Management	0.52	Malaysia
10 CIMB Islamic Asia Pacific Equity - MYR	UOB Asset Management	0.49	Malaysia
Eurekahedge Islamic Fund Index		2.48	

Based on 39.25% of funds which have reported in the past three months

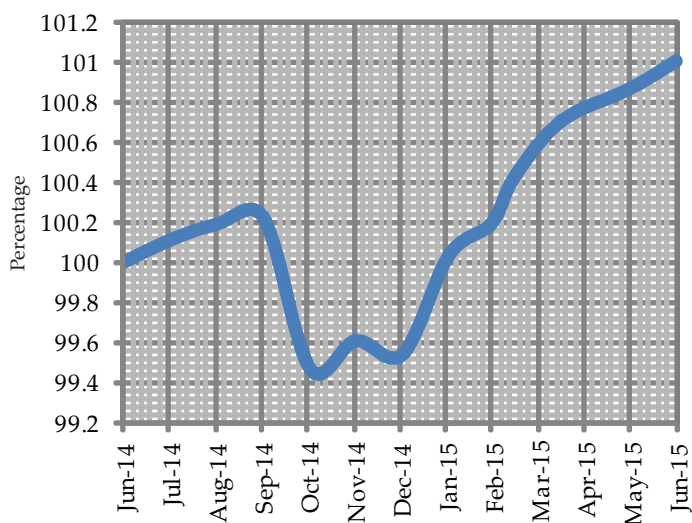
Comprehensive data from Eurekahedge will now feature the overall top 10 global and regional funds based on a specific duration (yield to date, annualized returns, monthly returns), Sharpe ratio as well as delve into specific asset classes in the global arena – equity, fixed income, money market, commodity, global investing (which would focus on funds investing with global mandate instead of a specific country or geographical region), fund of funds, real estate as well as the Sortino ratio. Each table covering the duration, region, asset class and ratio will be featured on a five-week rotational basis.

FUNDS TABLES

Eurekahedge Islamic Money Market Fund Index over the last 5 years



Eurekahedge Islamic Money Market Fund Index over the last 1 year



Top 10 Islamic Money Market Funds for 3 Months Returns

Fund	Fund Manager	Performance Measure	Fund Domicile
1 Meezan Tahaffuz Pension - Money Market Sub	Al Meezan Investment Management	1.59	Pakistan
2 Atlas Pension Islamic - Money Market Sub	Atlas Asset Management	1.58	Pakistan
3 PB Islamic Cash Plus	Public Mutual	0.77	Malaysia
4 PB Islamic Cash Management	Public Mutual	0.71	Malaysia
5 CIMB Islamic Money Market	CIMB-Principal Asset Management	0.18	Malaysia
6 Al Rajhi Commodity Mudarabah - USD	Al Rajhi Bank	0.14	Saudi Arabia
7 Watani KD Money Market	National Bank of Kuwait	0.14	Cayman Islands
8 Watani USD Money Market	National Bank of Kuwait	0.03	Cayman Islands
9 AmAl-Amin	AmInvestment Management	0.00	Malaysia
10 CIMB Islamic Deposit	CIMB-Principal Asset Management	-0.02	Malaysia
Eurekahedge Islamic Fund Index		0.58	

Based on 38.46% of funds which have reported June 2015 returns as at the 13th July 2015

Top 10 Yield-to-Date Returns for Islamic Fixed Income Funds

Fund	Fund Manager	Performance Measure	Fund Domicile
1 Meezan Islamic Income	Al Meezan Investment Management	3.99	Pakistan
2 Meezan Tahaffuz Pension - Debt Sub	Al Meezan Investment Management	3.91	Pakistan
3 Atlas Pension Islamic - Debt Sub	Atlas Asset Management	3.73	Pakistan
4 Insight I-Hajj Syariah	Insight Investments Management	2.88	Indonesia
5 Mega Dana Obligasi Syariah	Mega Capital Indonesia	2.73	Indonesia
6 PB Islamic Bond	Public Mutual	2.66	Malaysia
7 MAA Takaful Shariah Income	MAA Takaful	1.79	Malaysia
8 AmBon Islam	AmInvestment Management	1.49	Malaysia
9 QInvest Sukuk	QInvest	1.47	Cayman Islands
10 MAA Takaful Shariah Flexi	MAA Takaful	1.04	Malaysia
Eurekahedge Islamic Fund Index		1.11	

Based on 58.62% of funds which have reported June 2015 returns as at the 13th July 2015

Contact Eurekahedge

To list your fund or update your fund information: islamicfunds@eurekahedge.com
For further details on Eurekahedge: information@eurekahedge.com Tel: +65 6212 0900

Disclaimer

Copyright Eurekahedge 2007, All Rights Reserved. You, the user, may freely use the data for internal purposes and may reproduce the index data provided that reference to Eurekahedge is provided in your dissemination and/or reproduction. The information is provided on an "as is" basis and you assume and will bear all risk or associated costs in its use, and neither Islamic Finance news, Eurekahedge nor its affiliates provide any express or implied warranty or representations as to originality, accuracy, completeness, timeliness, non-infringement, merchantability and fitness for any purpose.

